






# Parts Catalog

## QSM 11

TIER 3 EMISSIONS  
INDUSTRIAL





# Cummins Inc.

## New Parts Warranty Heavy Duty

### COVERAGE

#### PRODUCTS WARRANTED

These warranties apply to New Parts marketed by Cummins for its engines (except those for A, B, and C series engines). They apply anywhere in the world where service is available through a Cummins distributor or full service dealer.\*

#### BASE WARRANTY

The Base Warranty covers any failures of parts on or after March 31, 1986, which result, under normal use and service, from defects in workmanship or material (Warrantable Failures). The coverage on cylinder kits designated by Cummins as "Premium Plus" extends two years, 200,000 miles (321,870 kilometers) or 7,200 hours of operation, whichever occurs first, from the date of first installation. The coverage on other parts extends one year, 100,000 miles (160,935 kilometers) or 3,600 hours of operation, whichever occurs first, from the date of first installation.

#### EXTENDED MAJOR COMPONENTS WARRANTY

The Extended Major Components Warranty covers Warrantable Failures on or after March 31, 1986, of engine cylinder blocks, crankshafts, flangeless NT camshafts\*\* and connecting rods (Covered Parts). Bushing and bearing failures are not included. This coverage begins with the expiration of the Base Warranty and ends three years, 300,000 miles (482,805 kilometers) or 10,800 hours of operation, whichever occurs first, from the date of first installation.

**Both the Base Warranty and Extended Major Components Warranty apply to all Owners in the chain of distribution, and coverage continues to all subsequent Owners until the end of the respective periods of coverage.**

### CUMMINS RESPONSIBILITIES

#### DURING THE BASE WARRANTY

Cummins will pay for all parts and labor needed to repair the damage to the engine resulting from the Warrantable Failure. All labor costs will be paid in accordance with Cummins published Standard Repair Operation guidelines.

Cummins will pay for the lubricating oil, antifreeze, filter elements, and other maintenance items that are not reusable due to the Warrantable Failure.

Cummins will pay reasonable labor costs for engine removal and reinstallation when necessary to make the warranty repair.

When the parts are installed in a non-automotive engine, Cummins will pay reasonable travel expenses for mechanics to and from the engine site, or the repair dock in the case of a marine engine, including meals, mileage and lodging when it is necessary for mechanics to make on-site warranty repairs.

#### DURING THE EXTENDED MAJOR COMPONENTS WARRANTY

Cummins will pay for the Covered Part and for any Covered Part damaged by a Warrantable Failure of another Covered Part.

### OWNER RESPONSIBILITIES

#### DURING THE BASE WARRANTY

Before expiration of the warranty, Owner must give notice to a Cummins distributor or full service dealer\* of a failure considered to be warrantable and have the repair performed by such facility.

If the part was installed in an automotive engine, the Owner must deliver the engine to the repair location. If installed in a marine engine, Owner is responsible for the cost of towing the boat to a repair dock and for any associated docking and harbor charges.

Owner is responsible for the cost of lubricating oil, antifreeze, filter elements and other maintenance items replaced during warranty repairs except where such items are not reusable due to a Warrantable Failure.

#### DURING THE EXTENDED MAJOR COMPONENTS WARRANTY

Before expiration of the warranty, Owner must give notice to a Cummins distributor or full service dealer\* of a failure considered to be warrantable and deliver the defective and damaged Covered Parts to such facility.

Owner is responsible for the cost of all parts needed for the repair except for the defective Covered Part and for any Covered Part damaged by a Warrantable Failure of another Covered Part.

Owner is responsible for the cost of all labor needed to repair the engine, including the labor to remove and reinstall the engine. When Cummins elects to repair a part instead of replacing it, Owner is not responsible for the labor needed to repair the part.

Owner is responsible for the cost of lubricating oil, antifreeze, filter elements and other maintenance items replaced during the repair.

#### DURING BOTH WARRANTIES

At the time when the parts are installed, Owner is responsible for the preparation of a written record containing the following: (1) the date of installation of the parts; (2) the engine serial number; (3) the engine miles, hours or kilometers of operation; (4) the parts installed, and (5) the location of the parts in the engine. The purpose of this record is to protect Owner's interests and support any claim for a Warrantable Failure.

Owner is responsible for the operation and maintenance of the engine as specified in Cummins Operation and Maintenance Manuals.

Owner is responsible for communication expenses, meals, lodging and similar costs incurred by Owner as a result of a Warrantable Failure. Owner is responsible for non-engine repairs and for "down time" expenses, cargo damage and all business costs and losses resulting from a Warrantable Failure. CUMMINS IS NOT RESPONSIBLE FOR INCIDENTAL OR CONSEQUENTIAL DAMAGES.

### LIMITATIONS

Cummins is not responsible for failures resulting from Owner or Operator abuse or neglect, such as: operation without adequate coolant, fuel or lubricants; overfueling; overspeeding; lack of maintenance of lubricating, cooling or air intake systems; improper storage, starting, warm-up, run-in or shutdown practices. Cummins is also not responsible for failures caused by incorrect fuel, or by water, dirt or other contaminants in the fuel.

Cummins does not warrant parts supplied by Cummins which bear the name of another company. These parts are warranted by their manufacturers and not by Cummins. This category of parts includes, but is not limited to: hydraulic pumps, alternators, starters, fans, air conditioning compressors, clutches, steering pumps, transmissions, torque converters, marine gears, air cleaners, filters and non-Cummins air compressors, power steering pumps, and engine compression brakes.

Parts provided may be new Cummins, Cummins approved rebuilt parts, or repaired parts. Cummins is not responsible for failures resulting from the use of parts not approved by Cummins.

Before a claim for excessive oil consumption will be considered, Owner must submit adequate documentation to show that consumption exceeds Cummins published standards.

This warranty does not apply to parts furnished by Cummins at no charge to the Owner.



**INVEST IN THE BEST**



# Product Identification Information

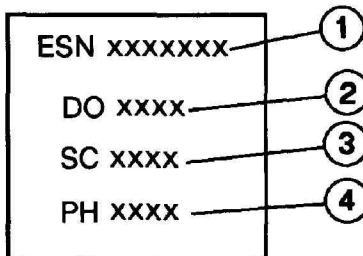
Data plates should be referred for parts identification.

## 1. ENGINE DATA PLATE

○	Engine No. Moteur No.	Advert. HP Puiss. Indiquée (ch)	○ at	RPM	E.C.S.		
②	Model Modèle	Exhaust Dg (Idle/Rated) Dg d'échappement (Au Ralent/Reale)		% at 1st sec	Spark Plug Gap Ecartement des Electrodes	In. PD	
①	S.O. No. Commande No.	Peak Torque (FT-LBF) Torque Cime	at	RPM	C.I.D./L Pouce Cube	④	
	Date of Mfg. Date Fabrication	Valve Lash Cold Jeux Soupapes a Froid	Int. Adm.	Exh. Ech.	CPL	Family Famille	
	Idle Speed Vitesse de Ralent	RPM	Spark Timing Point d'allumage	Regret BTK Drops RPM	Governed Speed Vitesse Gouvernee	RPM	
○	Reference No.	Manufactured by  Inc. Fabrique' par Made in U.S.A.					

1. Shop order number
2. Model designation
3. Engine serial number
4. Control parts list

## 2. ELECTRONIC CONTROL MODULE DATA PLATE



1. Engine serial number
2. Customer interface
3. Rating features
4. Hardware

This catalog was compiled by Garry Wilber in Parts Communications.

## Customer Service Information

This standard Parts Catalog contains parts information for the following Cummins Engine Model(s):

QSM 11 Tier 3 Emissions

D353020CX03

CPL 8543

Certain basic engine components have been matched to give optimum performance to your engine. The part numbers listed in this catalog for these components are for a standard engine configuration. When ordering any of the Control Parts List (CPL) components listed below, please order by part description and engine serial number. Reference to the CPL number stamped on the engine data (name) plate will also help identify the proper service parts for your engine.

### Control Parts List (CPL) Components

**Camshaft**  
**Cylinder Head**  
**Exhaust Manifold**  
**Injector**

Page 88  
Page 91  
Page 110, 111  
Page 92

**Piston**  
**Pump, Fuel**  
**Turbocharger**

Page 87  
Page 43  
Page 95, 97

### USER INFORMATION

- . Parts numbers appearing in ( ) are for identification purposes only and should not be used when ordering service replacement parts.
- . The reference numbers appearing on the art pages is for publication use only.
- . Assembly content is shown by part number indentation.
- . Options are engineered production part groupings, specifically used for compiling engine orders.
- . Option numbers are for reference only and are not sold for service.
- . Use assembly and not option content to determine service parts replacement.

### ALWAYS SPECIFY ENGINE MODEL AND SERIAL NUMBER WHEN ORDERING PARTS FROM THIS CATALOG

Engine Model \_\_\_\_\_ Engine Serial No. \_\_\_\_\_

MFG Make \_\_\_\_\_ Model \_\_\_\_\_ Chassis No. \_\_\_\_\_

Fuel Pump Assembly No. \_\_\_\_\_ Injector No. \_\_\_\_\_

Belt, Fan \_\_\_\_\_ Belt, Water Pump \_\_\_\_\_ Belt, Gen. \_\_\_\_\_

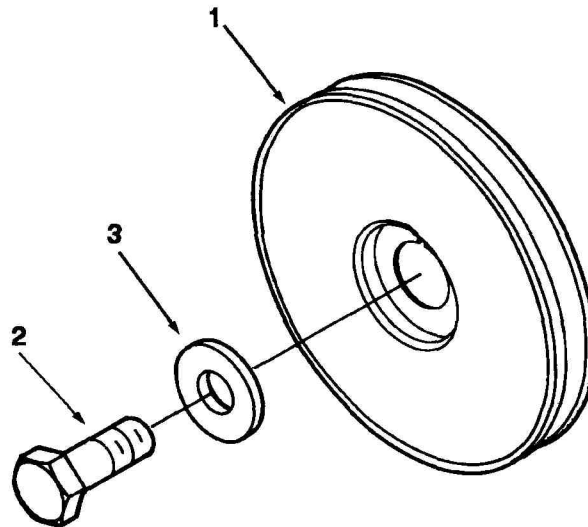
Element, Fuel Filter \_\_\_\_\_ Full Flow Lub. Filter \_\_\_\_\_

Air Cleaner \_\_\_\_\_ By-Pass Lub. Filter \_\_\_\_\_

Special Equipment  
\_\_\_\_\_  
\_\_\_\_\_  
\_\_\_\_\_

## Table of Contents

	Page No.		Page No.
Accessory Drive Pulley .....	2	Oil Cooler Water Plumbing .....	123
Air Cleaner Plumbing .....	18	Oil Filler Arrangement .....	75
Air Compressor Inlet Conne .....	20	Oil Filter Cooler Head .....	65
Air Compressor Plumbing .....	21	Oil Level Gauge .....	71
Air Intake Connection .....	54, 55	Oil Pan .....	79
Air Intake Manifold .....	56	Piston Cooling Nozzle .....	82
Air Intake Manifold Mounti .....	59	Radiator Plumbing .....	106
Air Transfer Connection .....	61	Rear Engine Support .....	100
Alternator .....	27	Rocker Lever .....	103
Alternator Drive Pulley .....	30	Starting Motor .....	109
Alternator Mounting .....	29	Starting Motor Mounting .....	107
Cam Follower Lever .....	15	Thermostat .....	26
Camshaft .....	88	Thermostat Housing .....	113
Connecting Rod .....	85	Thermostat Hsg Plumbing .....	114
Coolant Heater Starting Ai .....	19	Torque Converter Cooler .....	115
Corrosion Resistor .....	121	Turbocharger .....	95, 97
Crankcase Breather Plumbin .....	17	Turbocharger Arrangement .....	110
Crankshaft .....	7	Turbocharger Plumbing .....	117, 119
Cylinder Block .....	5	Vibration Damper .....	22
Cylinder Block Plumbing .....	16	Water Pump .....	125
Cylinder Head .....	91	Option Number Index .....	A-1
Cylinder Liner Kit .....	6	Part Number Index .....	B-1
Electronic Control Cooler .....	81		
Engine Brake Control .....	25		
Engine Piston Kit .....	87		
Exhaust Clamp .....	128		
Exhaust Manifold .....	111		
External Control Module Wi .....	127		
Fan Drive .....	34		
Fan Drive Belt .....	35		
Fan Pilot Spacer .....	108		
Flywheel .....	50		
Flywheel Housing .....	41		
Front Engine Support .....	33		
Front Gear Cover .....	53		
Front Gear Train .....	23		
Fuel Filter .....	37		
Fuel Plumbing .....	49		
Fuel Pump .....	43		
Fuel Pump Coupling .....	46		
Fuel Pump Drive .....	24		
Fuel Pump Fitting .....	38		
Full Flow Oil Filter .....	69		
Gear Housing .....	11		
Hand Hole Cover .....	76		
Idler Gears .....	13		
Injectors .....	92		
Lifting Bracket .....	62		
Lube Oil Pump .....	72		
Main Bearings .....	9		

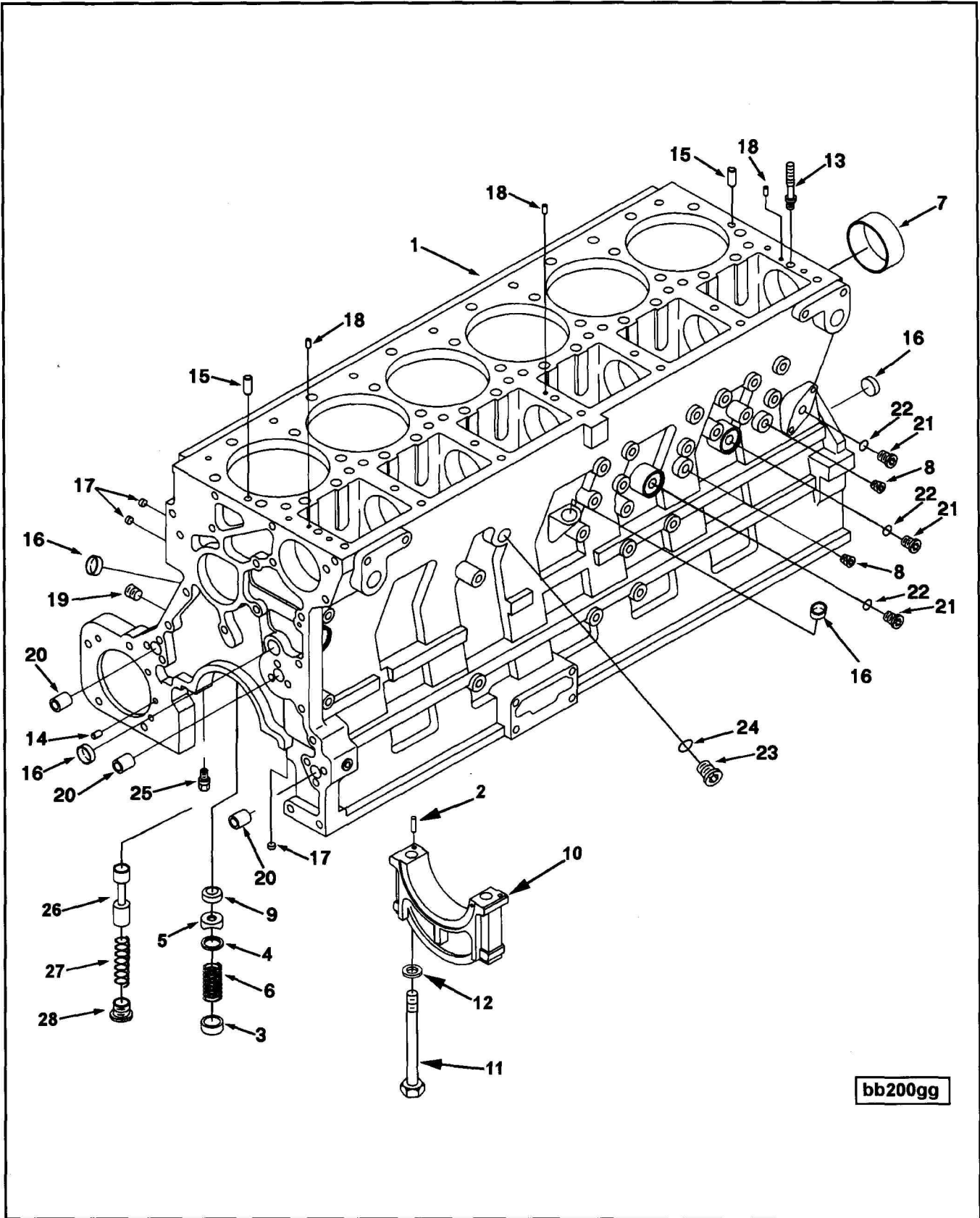


ad200gj

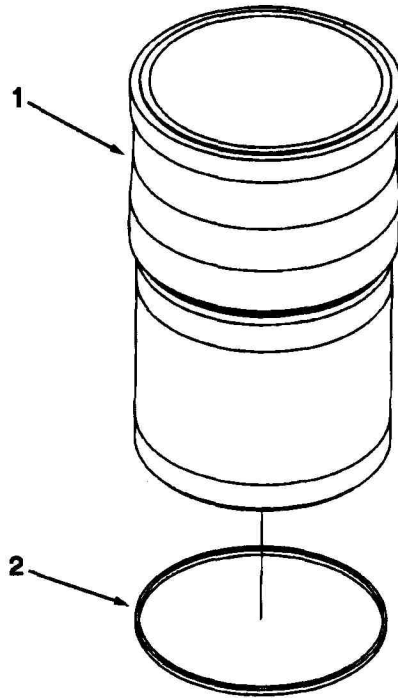
Ref No.	Part Number	Part Name	Req	Remarks
		<b>ACCESSORY DRIVE PULLEY OPTION AD2031</b>		<p>Intended Drive: Refrigerant Compressor                      Pulley Rotation: Same as Engine Crankshaft                      Horsepower Drive Limitation (hp): 20                      Side Load Limitation (lb): 360                      Pulley Diameter: 191.81mm (7.55in)                      Pulley Groove: Single Groove 1/2in. "V"                      Pulley Groove Location: 90.0mm (3.54in)                      Drive Ratio: Turns at Engine Speed.                      Use on Fuel Pump Side (Left Side) of Engine.                      Can be adapted for Customer supplied alternator and mounting. If no drive requirement from left side, use this option for timing marks</p>
1	3046203	Pulley, Accessory Drive	1	
2	3818229	Screw, Hexagon Head Cap	1	M20 x 2.50 x 50
3	3818463	Washer, Plain	1	M20







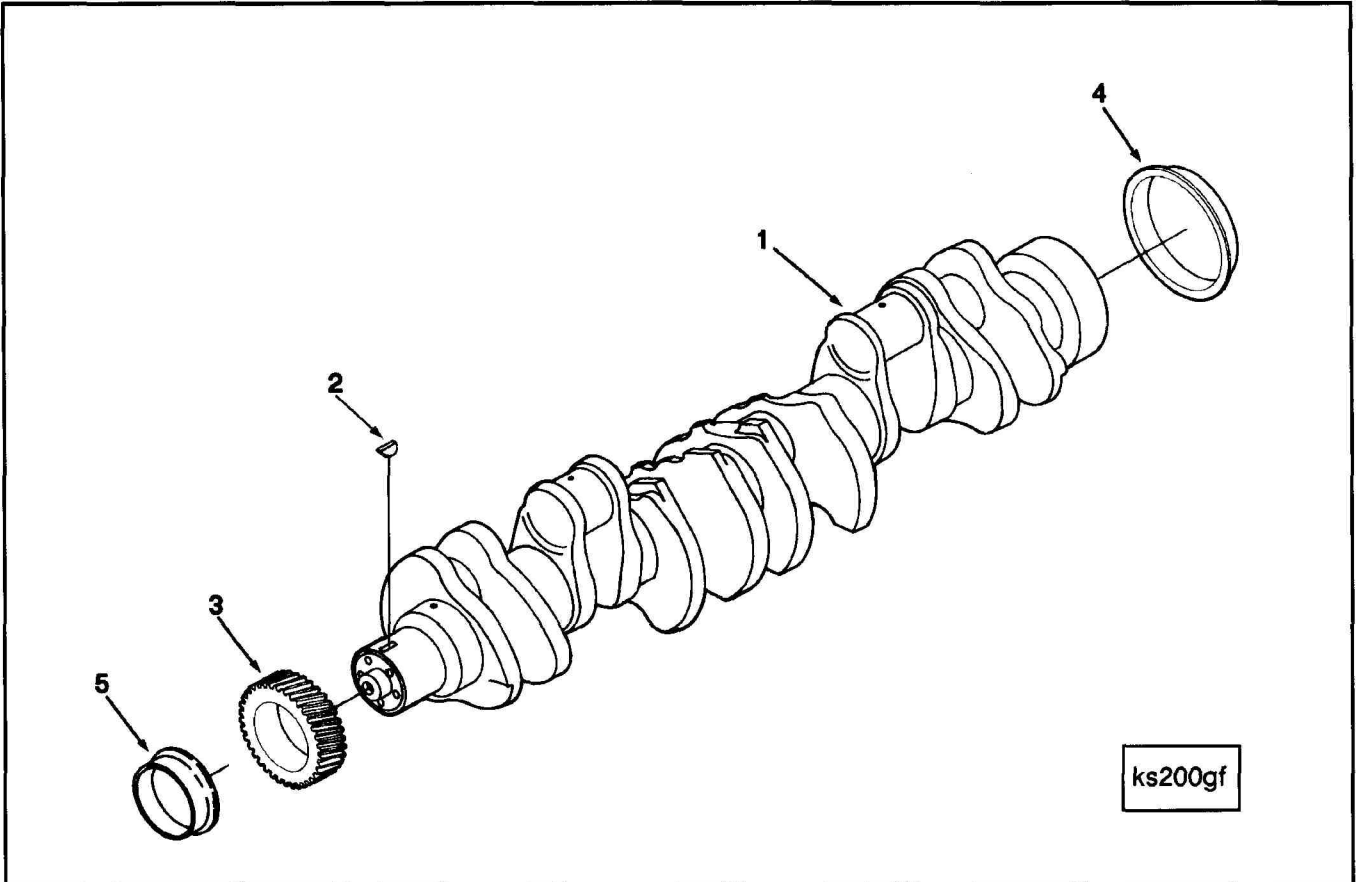
Ref No.	Part Number	Part Name	Req	Remarks
		<b>CYLINDER BLOCK OPTION BB2712</b>		No Future Adaptation For Hydraulic Pump Drive Increased Soot Level Capability: No Geometry Revised: No
	(4060393)	Block, Cylinder		
1	(4060392)	Block, Cylinder	1	
2	148555	Dowel, Pin	2	
3	179063	Plug, Retainer	1	
4	3014754	Washer, Plain	1	3/4 inch
5	3014755	Disc, Valve	1	
6	3014756	Spring, Compression	1	
7	3820566	Bushing	7	
8	3008466	Plug, Pipe	2	1/4 NPT
9	3026758	Seat, Prs Regulator Valve	1	
10	(4060387)	Cap, Main Bearing	1	No. 4 only
10	4060391	Cap, Main Bearing	5	No. 1,2,3,5,&6 only
10	3026961	Cap, Main Bearing	1	No. 7 only
	3803504	Kit, Screw Hex Head Cap	14	
11	3328742	Screw, Hexagon Head Cap	14	M14 x 1.50 x 160
12	3019631	Washer, Plain	14	1/2 Inch.
13	3895832	Stud	7	M10 x 1.00 x 50
14	70550	Dowel, Pin	1	
15	142207	Dowel, Pin	2	
16	3007635	Plug, Expansion	4	
17	3007632	Plug, Expansion	9	
18	3008446	Dowel, Pin	3	
19	3008468	Plug, Pipe	1	1/2 NPT
20	3026231	Dowel, Ring	3	
	3037536	Plug, Threaded	4	9/16 - 18 UNF
21	(3040813)	Plug, Threaded	1	9/16 - 18 UNF
22	3037537	Seal, O Ring	1	
	3046202	Plug, Threaded	1	3/4 - 16 UNF
23	3040810	Plug, Threaded	1	
24	3046201	Seal, O Ring	1	
25	3069728	Sensor, Viscosity	1	
26	3068979	Plunger, Prs Regulator	1	
27	3010146	Spring, Compression	1	
28	3821725	Plug, Retainer	1	
		<b>SERVICE PLUG</b>		
	3053349	Dowel, Pin	1	Replaces ref 20 for applications not requiring hydraulic drive



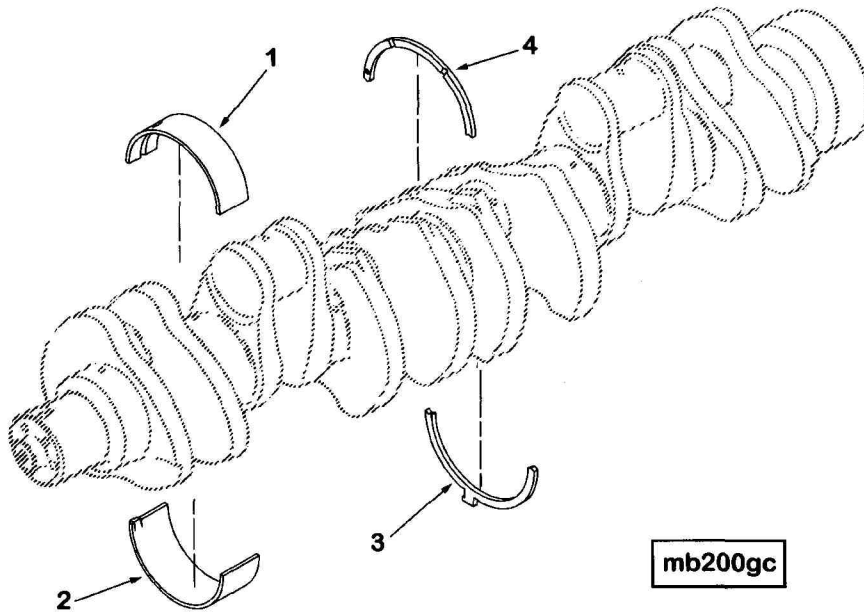
cy200gc

Ref No.	Part Number	Part Name	Req	Remarks
		<b>CYLINDER LINER KIT OPTION BB2712</b>		
1	3803703 (3080760)	Kit, Cylinder Liner	6	
2	3047188	Liner, Cylinder	1	
		<b>LINER SHIM</b>		
	3032623	Shim	A/R	0.005 inch
	3034663	Shim	A/R	0.008 inch

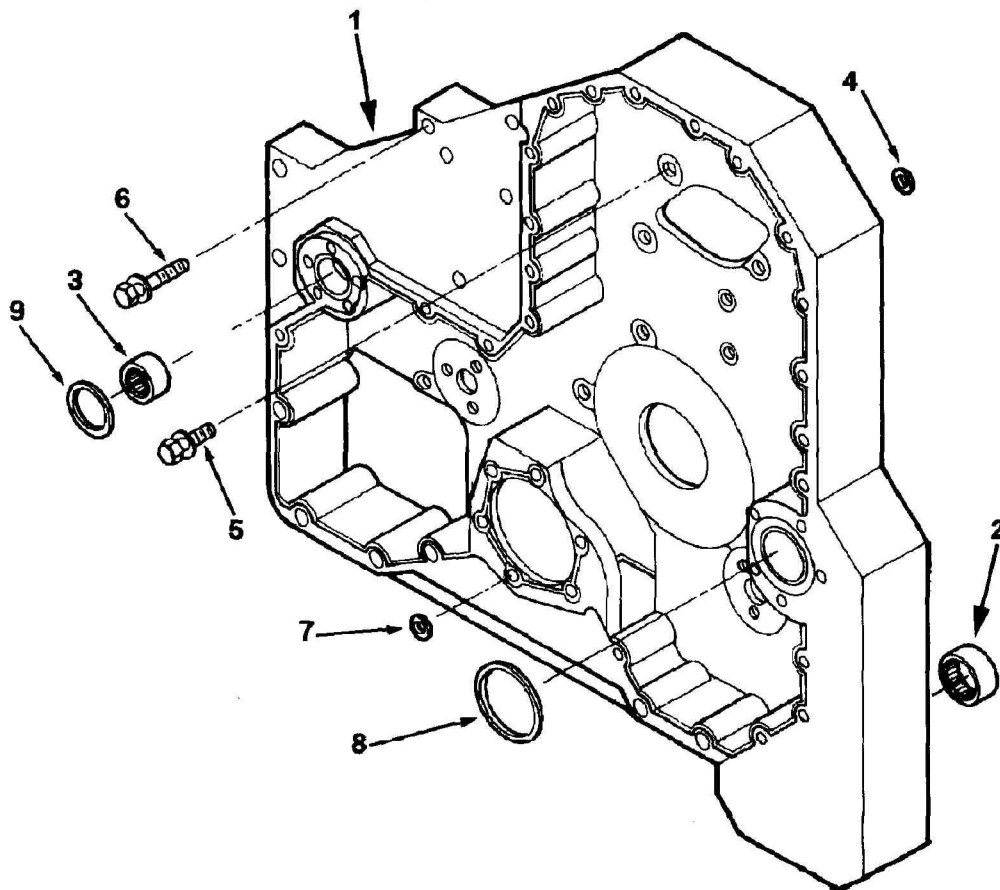




Ref No.	Part Number	Part Name	Req	Remarks
<b>CRANKSHAFT OPTION BB2712</b>				
1	3073707	Crankshaft	1	
2	S 300	Key, Plain Woodruff	1	
3	3084445	Gear, Crankshaft	1	
<b>REPAIR PARTS</b>				
4	4004652	Sleeve, Wear	1	Rear
5	3820918	Sleeve, Wear	1	Front



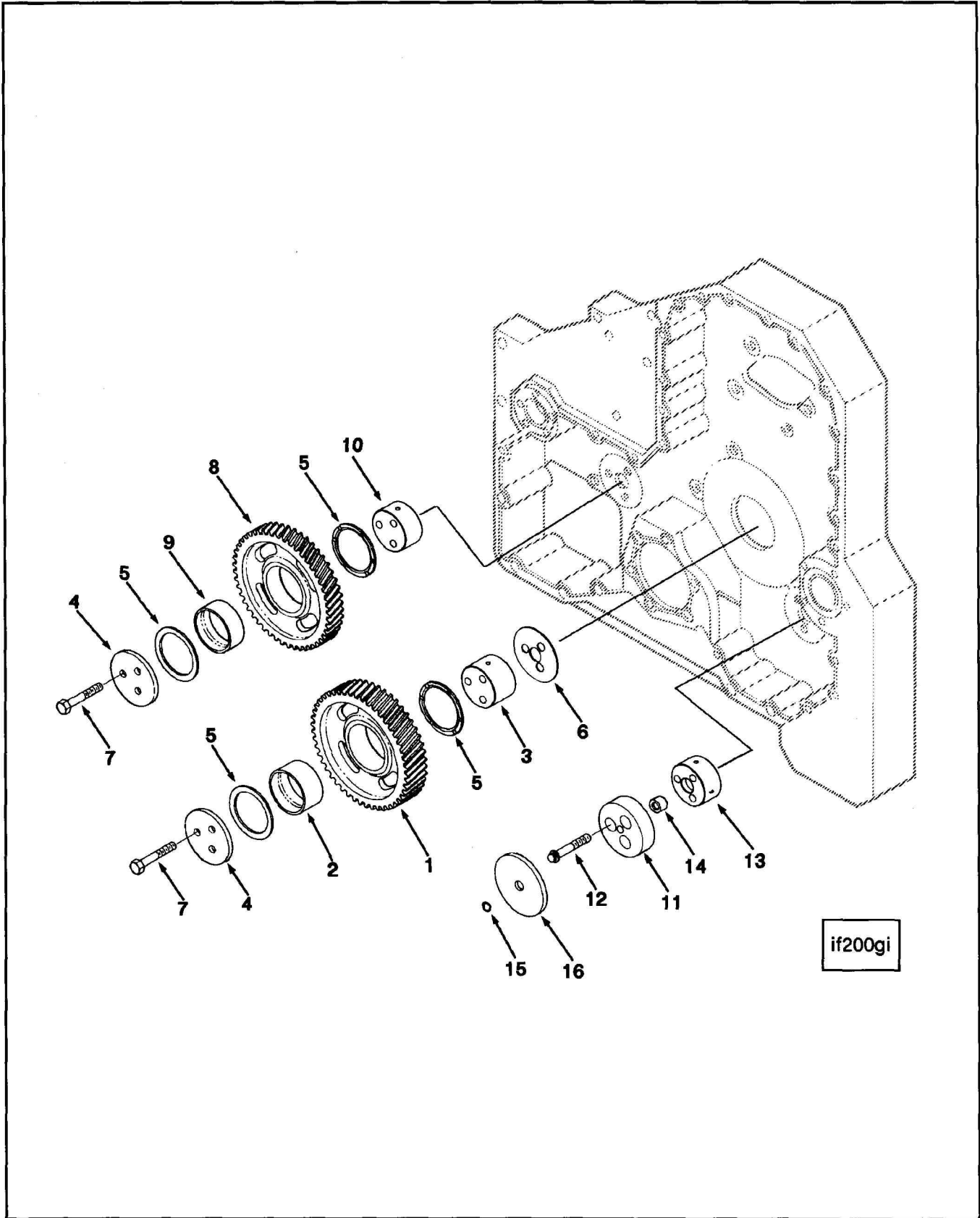
Ref No.	Part Number	Part Name	Req	Remarks
<b>MAIN BEARINGS OPTION BB2712</b>				
1	4025120	Set, Main Bearing	1	Std
1	3016770	Bearing, Main	7	Upper
2	3016780	Bearing, Main	7	Lower
3	4023083	Bearing, Thrust	2	No. 4 Main Standard
4	4023203	Bearing, Thrust	2	No. 4 Main Standard
1	4025121	Set, Main Bearing	1	.25 mm oversize
1	3016771	Bearing, Main	7	Upper
2	3016781	Bearing, Main	7	Lower
3	4023083	Bearing, Thrust	2	No. 4 Main Standard
4	4023203	Bearing, Thrust	2	No. 4 Main Standard
1	4025122	Set, Main Bearing	1	.50 mm oversize
1	3016772	Bearing, Main	7	Upper
2	3016782	Bearing, Main	7	Lower
3	4023083	Bearing, Thrust	2	No. 4 Main Standard
4	4023203	Bearing, Thrust	2	No. 4 Main Standard
1	4025123	Set, Main Bearing	1	.75 mm oversize
1	3016773	Bearing, Main	7	Upper
2	3016783	Bearing, Main	7	Lower
3	4023083	Bearing, Thrust	2	No. 4 Main Standard
4	4023203	Bearing, Thrust	2	No. 4 Main Standard
1	4025124	Set, Main Bearing	1	1.00 mm oversize
1	3016774	Bearing, Main	7	Upper
2	3016784	Bearing, Main	7	Lower
3	4023083	Bearing, Thrust	2	No. 4 Main Standard
4	4023203	Bearing, Thrust	2	No. 4 Main Standard
1	4025125	Set, Main Bearing	1	Std
1	3016770	Bearing, Main	7	Upper
2	3016780	Bearing, Main	7	Lower
4	4023203	Bearing, Thrust	4	No. 4 Main Standard
1	4025126	Set, Main Bearing	1	.25 mm oversize
1	3016771	Bearing, Main	7	Upper
2	3016781	Bearing, Main	7	Lower
4	4023203	Bearing, Thrust	4	No. 4 Main Standard
1	4025127	Set, Main Bearing	1	.50 mm oversize
1	3016772	Bearing, Main	7	Upper
2	3016782	Bearing, Main	7	Lower
4	4023203	Bearing, Thrust	4	No. 4 Main Standard
1	4025128	Set, Main Bearing	1	.75 mm oversize
1	3016773	Bearing, Main	7	Upper
2	3016783	Bearing, Main	7	Lower
4	4023203	Bearing, Thrust	4	No. 4 Main Standard
1	4025129	Set, Main Bearing	1	1.00 mm oversize
1	3016774	Bearing, Main	7	Upper
2	3016784	Bearing, Main	7	Lower
4	4023203	Bearing, Thrust	4	No. 4 Main Standard



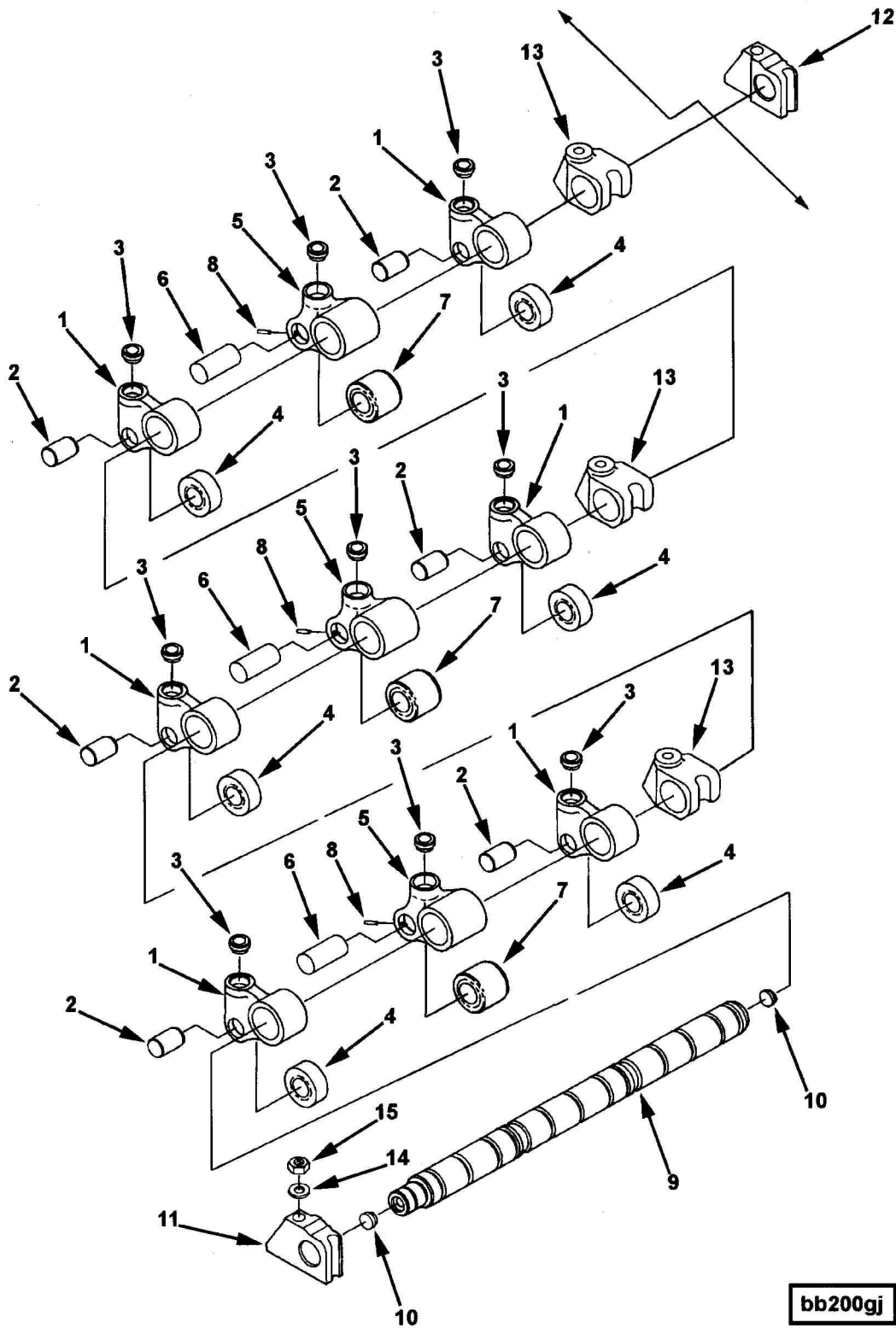
gc202gb



Ref No.	Part Number	Part Name	Req	Remarks	
		<b>GEAR HOUSING OPTION BB2712</b>			
	4906948	Housing, Gear	1	Adapter flange size: No future adaptation Design phase: To be determined Cylinder block with extended nose crankshaft and gear housing for belt driven or no future fan drive provisions.	
1	(3102777)	Housing, Gear	1		
2	3025354	Bearing, Needle	1		
3	3893913	Bearing, Needle	1		
4	3883150	Seal, O Ring	1		
5	3818060	Screw, Captive Washer Cap	11		M10 x 1.50 x 25
6	3820186	Screw, Captive Washer Cap	5		M10 x 1.50 x 50
7	3201659	Seal, Rectangular Ring	6		
8	3820945	Seal, Rectangular Ring	1		
9	3820946	Seal, Rectangular Ring	1		



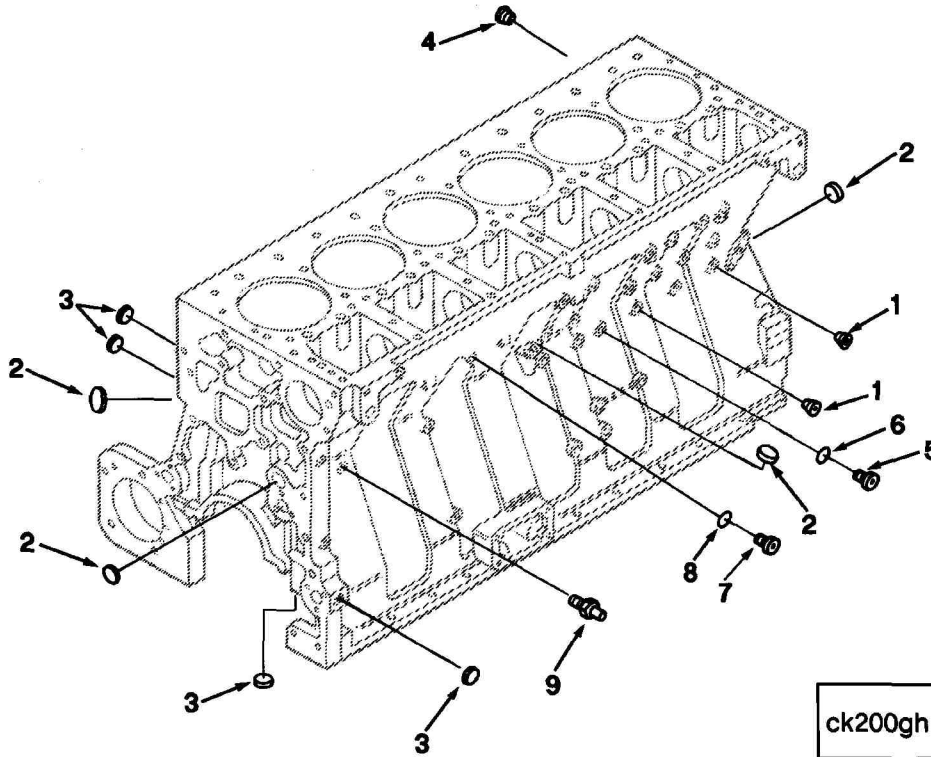
Ref No.	Part Number	Part Name	Req	Remarks
<b>IDLER GEARS</b>				
<b>OPTION BB2712</b>				
<b>CAMSHAFT IDLER GEAR</b>				
	3084532	Gear, Idler	1	Adapter flange size: no future adaptation
1	(3084447)	Gear, Idler	1	
2	3026188	Bushing	1	
3	3026166	Shaft, Idler	1	
4	3026233	Retainer, Gear	1	
5	3084899	Bearing, Thrust	2	
6	3088161	Plate, Thrust Bearing Wear	1	
7	3088162	Screw, Hexagon Head Cap	3	M10 x 1.50 x 60
<b>WATER PUMP IDLER GEAR</b>				
	3084533	Gear, Idler	1	M10 x 1.50 x 60
8	(3084448)	Gear, Idler	1	
9	3026189	Bushing	1	
4	3026233	Retainer, Gear	1	
5	3084899	Bearing, Thrust	2	
7	3088162	Screw, Hexagon Head Cap	3	
10	3026167	Shaft, Idler	1	
<b>HYDRAULIC PUMP SPACER</b>				
11	3882528	Retainer, Gear	1	M10 x 1.50 x 60
12	3882922	Screw, Twelve Point Cap	3	
13	3882902	Spacer, Hydraulic Pump	1	
14	3026231	Dowel, Ring	1	
15	3883510	Seal, Rectangular Ring	1	
16	3882513	Spacer, Mounting	1	



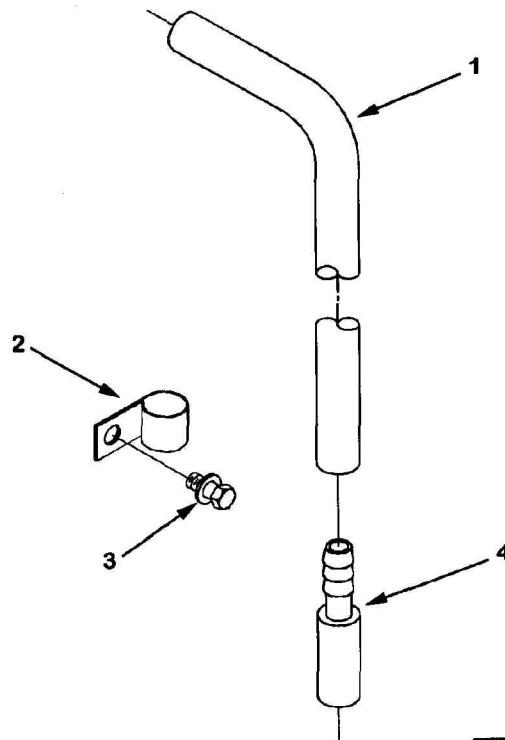
bb200gj



Ref No.	Part Number	Part Name	Req	Remarks
<b>CAM FOLLOWER LEVER OPTION BB2712</b>				
	3161475	Lever, Cam Follower	12	Valve
1	(3821160)	Lever, Cam Follower	1	
2	3335342	Pin, Cam Follower Roller	1	
3	3064621	Socket, Tappet	1	
4	3895488	Roller, Cam Follower	1	
	3417645	Lever, Cam Follower	6	Injector
5	3161423	Roller, Cam Follower	1	
6	3335343	Pin, Cam Follower Roller	1	
3	3064621	Socket, Tappet	1	
7	(3079589)	Lever, Cam Follower	1	
8	3029920	Pin, Roll	1	
	3417766	Shaft, Cam Follower	2	
9	(3417769)	Shaft, Cam Follower	1	
10	(4060455)	Plug, Expansion	2	
11	3064582	Support, Cam Fol Shaft	1	
12	3064583	Support, Cam Fol Shaft	1	
13	3895830	Support, Cam Fol Shaft	5	
14	3009330	Washer, Plain	7	M10
15	3044360	Nut, Regular Hexagon	7	M10 x 1.50

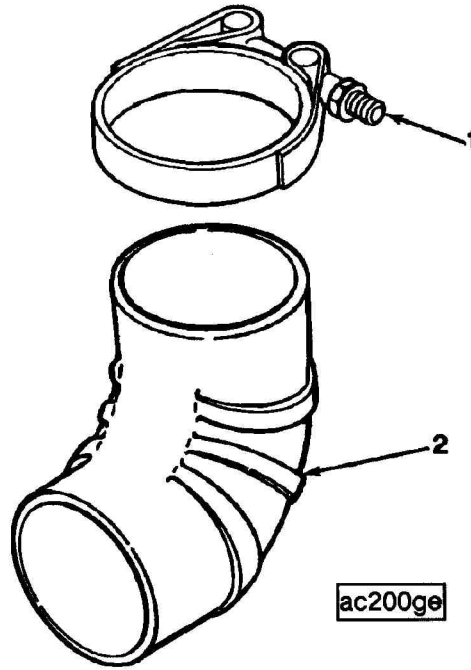


Ref No.	Part Number	Part Name	Req	Remarks
		<b>CYLINDER BLOCK PLUMBING OPTION BB2737</b>		Block Hole #302 (3/4-16): Plugged Block Hole #316 (1/4 NPT): Plugged Block Hole #338 (9/16-18): Plugged Block Hole #339 (9/16-18): Open Block Hole #336 (9/16-18): Plugged with Threaded Plug Block Hole #317 (1/4 NPT): Plugged Block Hole #337 (9/16-18): Plugged
1	3008466	Plug, Pipe	2	1/4 NPT
2	3007635	Plug, Expansion	4	1 inch
3	3007632	Plug, Expansion	9	0.378 Dia
4	3008468	Plug, Pipe	1	1/2 NPT
	3037536	Plug, Threaded	2	9/16 - 18 UNF
5	(3040813)	Plug, Threaded	1	
6	3037537	Seal, O Ring	1	
	3046202	Plug, Threaded	1	3/4 - 16 UNF
7	(3040810)	Plug, Threaded	1	
8	3046201	Seal, O Ring	1	
	3042619	Nipple, Coupling	1	
6	3037537	Seal, O Ring	1	
9	(3042620)	Nipple, Coupling	1	

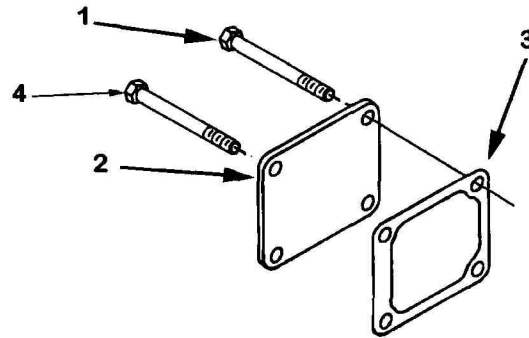


bt200gd

Ref No.	Part Number	Part Name	Req	Remarks
		<b>CRANKCASE BREATHER PLUMBIN OPTION BR2708</b>		
1	3394702	Hose, Plain	1	Breather System: Open Breather Location: Internal Vent Location: Side Vent Tube Routing: Left Center Block Hole Clipping Location: #328 Facing Rear Vent Tube End Location: 6in Below Pan Rail CENTINEL Provision: No
2	107460	Clip	1	
3	3818060	Screw, Captive Washer Cap	1	
4	3819475	Tube, Breather	1	
				M10 x 1.50 x 25

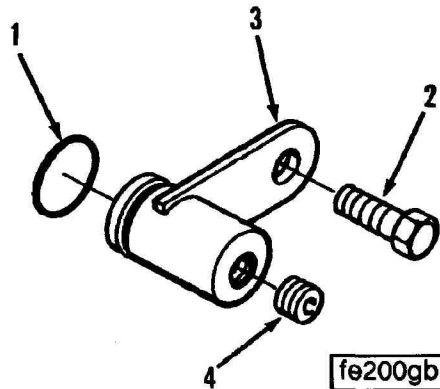


Ref No.	Part Number	Part Name	Req	Remarks
1 2	149437 3105225	<p style="text-align: center;"><b>AIR CLEANER PLUMBING OPTION CA2041</b></p> <p>Clamp, T Bolt Hose, Elbow</p>	2 1	<p>Air Cleaner Plumbing                      Plumbing Hose Type: 90 Degree Elbow                      Hose Size: 5.0in to 5.0in                      Hose Material: Rubber                      Hose Clamps Included: One T- Bolt                      Plumbing Supplied: Mounted.                      5 1/2 Inch.</p>

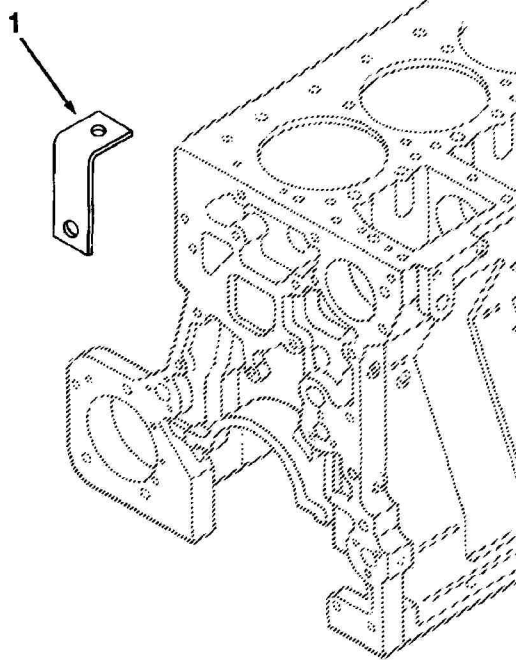


ch200gh

Ref No.	Part Number	Part Name	Req	Remarks
		<b>COOLANT HEATER STARTING AI OPTION CH2021</b>		Heater Element Supplier: None No future requirement to install an engine coolant heater, Kim Hotstart or other external heaters mounted in heater housing located right rear on water header plate. Heating Element Mtg Style: No element - Blanking Plate Installed Heater Hsg Acc Plmb Hole: None Stud Provided: Stud - Upper R.H. Corner
1	3034836	Screw, Hexagon Head Cap	3	M10 x 1.50 x 30
2	3253334	Plate, Cover	1	
3	3893690	Gasket, Heater Housing	1	To Be Used On M11 Engine Only
4	3883394	Screw, Hexagon Head Cap	1	M8x1.25x20 - M10x1.50x70

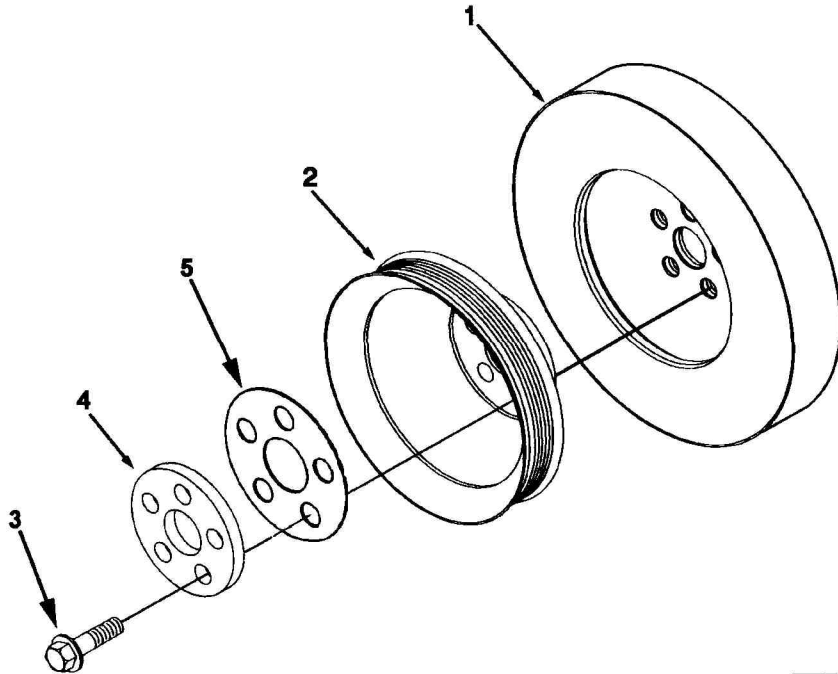


Ref No.	Part Number	Part Name	Req	Remarks
<b>AIR COMPRESSOR INLET CONNE OPTION CI2705</b>				
1	3819871	Seal, O Ring	1	CPR Air Inlet Plumbing
2	3036230	Screw, Hexagon Head Cap	1	Air Inlet Tube Supplier: Customer or None.
3	3600825	Connection, Air Intake	1	M10 x 1.50 x 20
4	3008465	Plug, Pipe	1	1/8 NPT



cc200gu

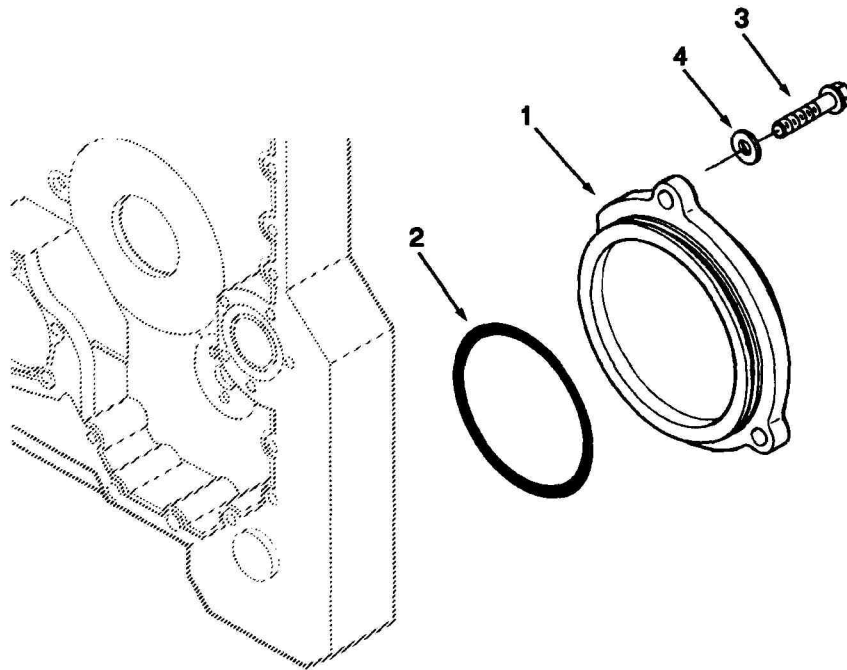
Ref No.	Part Number	Part Name	Req	Remarks
1	3820047	<p style="text-align: center;"><b>AIR COMPRESSOR PLUMBING OPTION CP2063</b></p> <p>Brace, Tube</p>	1	<p>Supplier: None                      Inlet Air Supply Method: Turbocharged or Naturally Aspirated                      Drive: None</p>



da202gy

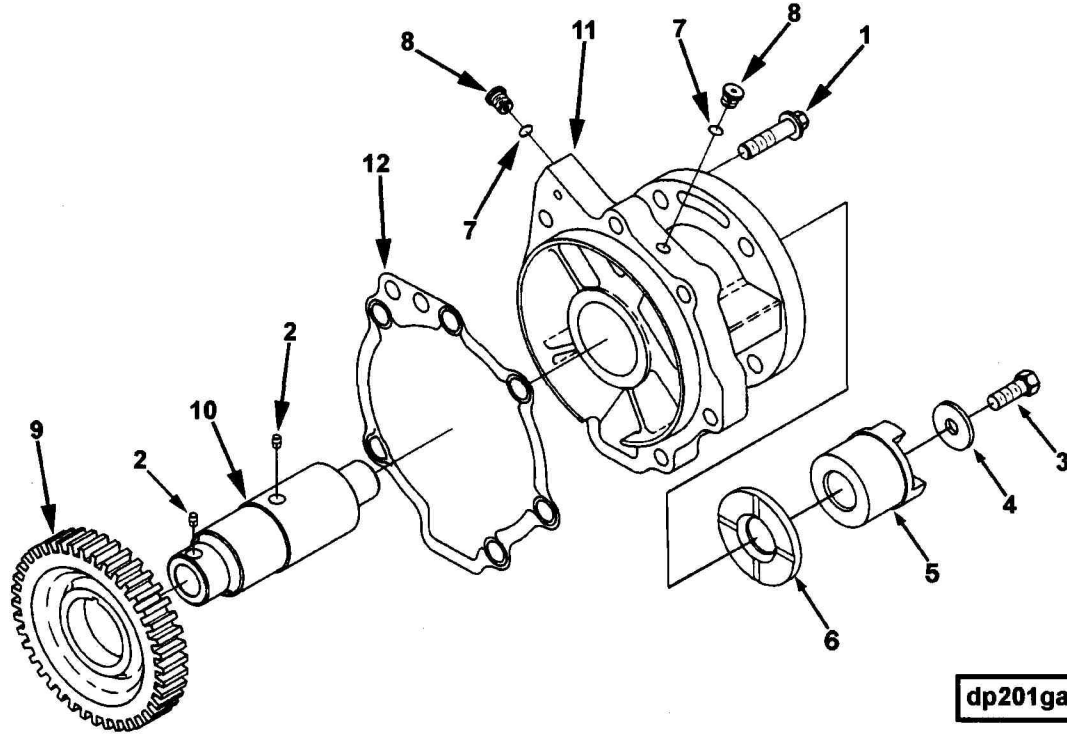
Ref No.	Part Number	Part Name	Req	Remarks
<b>VIBRATION DAMPER OPTION DA2070</b>				
1	3161942	Damper, Vibration	1	Intended Drive: Fan Drive Only Crank Pulley Diameter: 190.70mm (7.51in) Crank Pulley Groove Location: 140.0mm (5.51in) Crank Pulley Groove Type: Poly V 8 Rib "K" Threaded Bolt Hole MTG Provision: None  Recon equivalent 3161942 RX
2	3073676	Pulley, Crankshaft	1	
3	3896790	Screw, Hexagon Head Cap	5	
4	3896043	Plate, Clamping	1	
5	3882675	Plate, Clamping	1	





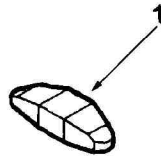
df200gp

Ref No.	Part Number	Part Name	Req	Remarks
		<b>FRONT GEAR TRAIN OPTION DF2036</b>		Accessory Drive Provision: None Adapter Flange Size: No Future Adaptation This option does not supply hydraulic pump tail support
1	3882680	Plug, Gear Housing	1	
2	3883042	Seal, O Ring	1	
3	3819521	Screw, Hex Flange Head Cap	3	M10 x 1.50 x 20
4	108330	Washer, Plain	3	3/8 inch



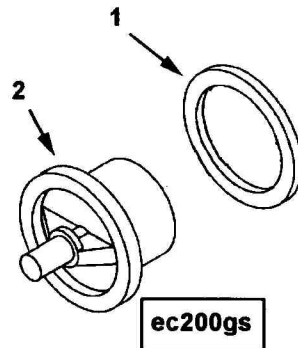
dp201ga

Ref No.	Part Number	Part Name	Req	Remarks
		<b>FUEL PUMP DRIVE OPTION DP2701</b>		
				Drive Provision: Less Air Compressor
1	3883123	Screw, Hex Flange Head Cap	6	M10 x 1.50 x 40
	3896047	Shaft & Gear, Acc Drive	1	Recon equivalent 3896047 RX
2	S 3193	Pin, Groove	1	
3	129510	Screw, Hexagon Head Cap	1	3/8 - 16 X 1 Inch.
4	170664	Washer, Plain	1	3/8 Inch.
5	3000175	Hub, Jaw Coupling	1	
6	3028309	Bearing, Thrust	1	
	4903443	Plug, Threaded	2	3/8 inch
7	3034412	Seal, O Ring	1	
8	(4903442)	Plug, Threaded	1	
	3041048	Gear & Shaft	1	
2	S 3193	Pin, Groove	1	
9	3041042	Gear, Accessory Drive	1	
10	3041043	Shaft, Accessory Drive	1	
11	3896048	Support, Accessory Drive	1	
12	3899746	Gasket, Acc Drive Support	1	

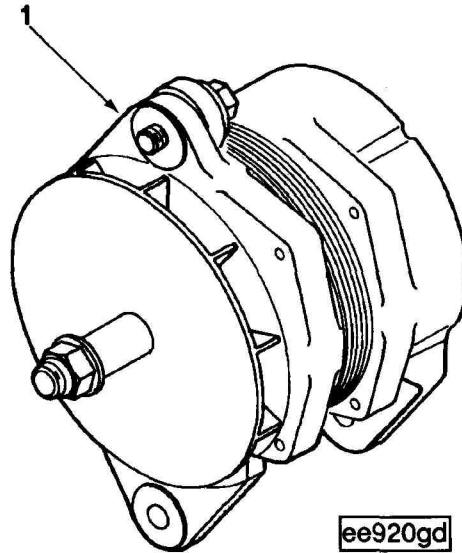


eb200gd

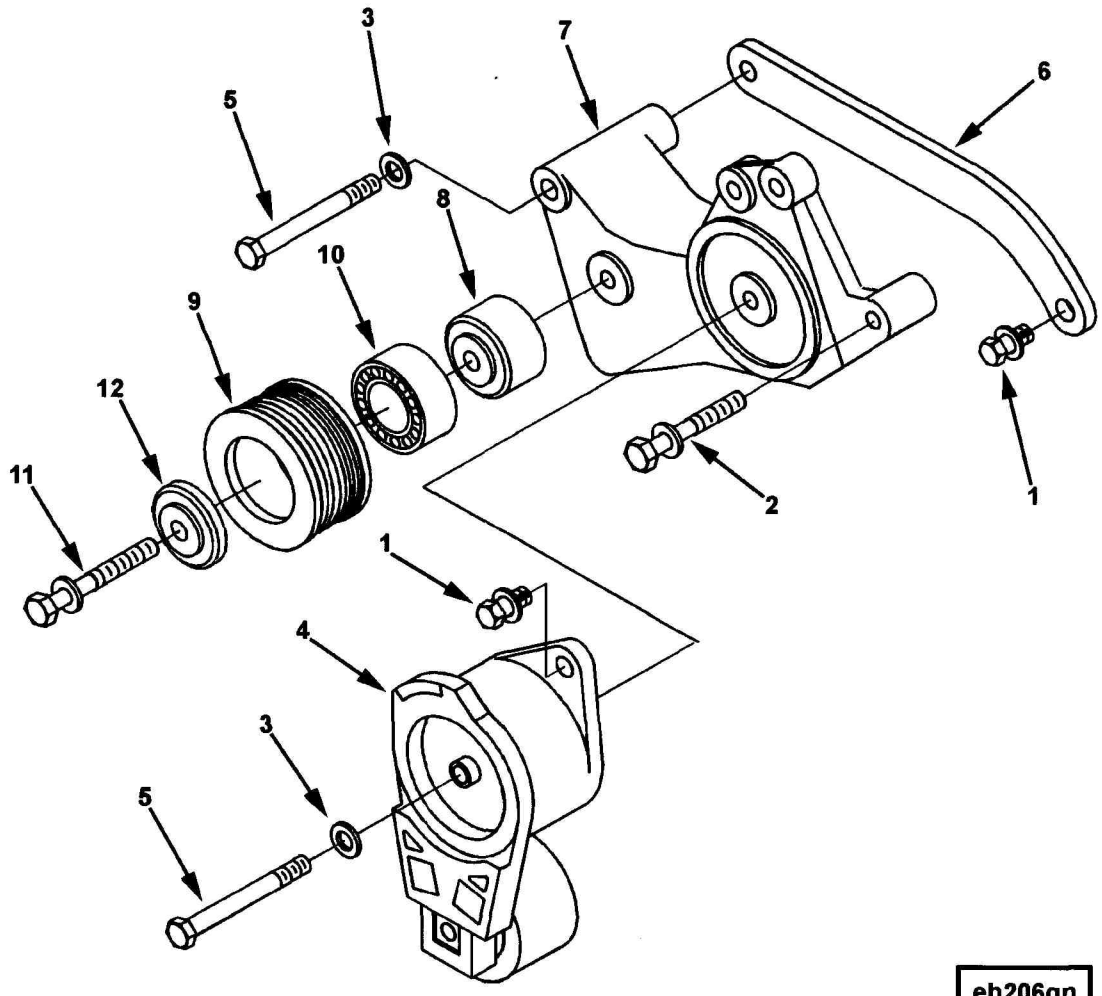
Ref No.	Part Number	Part Name	Req	Remarks
1	3070175	<p style="text-align: center;"><b>ENGINE BRAKE CONTROL OPTION EB2047</b></p> <p>Crosshead, Valve</p>	6	<p>Engine Brake Installed: No Control System: Celect &amp; IS2 Brake Supplier: None</p>



Ref No.	Part Number	Part Name	Req	Remarks
		<b>THERMOSTAT OPTION EC2701</b>		Opening Temperature(c): 82 (180F) full open Temperature(c): 94 (201F) Venting Arrangement: Non-Vented Quantity: 1
1	3335550	Thermostat	1	
2	3335548 (3335549)	Seal, Thermostat Thermostat	1 1	

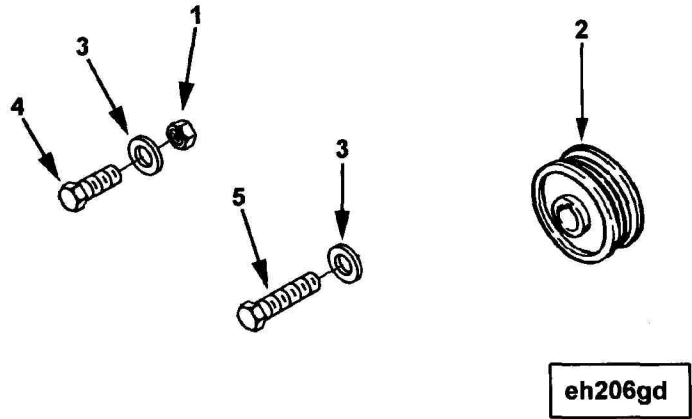


Ref No.	Part Number	Part Name	Req	Remarks
1	3935530	Alternator	1	<p>ALTERNATOR OPTION EE2050</p> <p>Alternator Quantity: One Manufacturer/Model/Type: Delco Remy 22 SI350/355 Volts: 24 Amps: 70 Alternator Grounding Provision: Frame Ground Only Sealing Provision: No Voltage Regulator: Built In Ground Wire Supplier: Customer Alternator Length: 162mm (6.38in) Charging System: 1 Wire Battery Terminal: M6 R or D Terminal: M4 I Terminal: M4 Cummins Branded: Yes Alternator Mounting Style: 4 Inch Double Lug.</p>



eh206gn

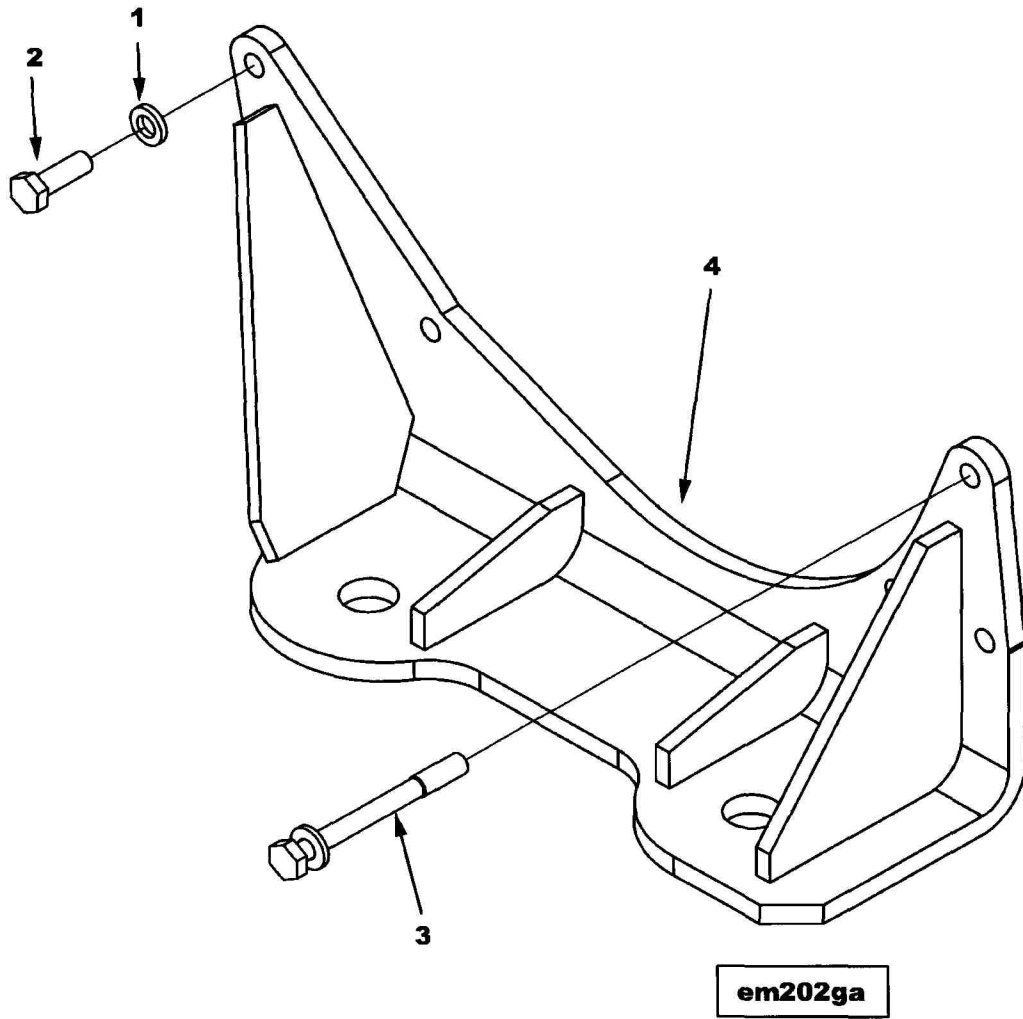
Ref No.	Part Number	Part Name	Req	Remarks
		<b>ALTERNATOR MOUNTING OPTION EH2165</b>		Alternator Mounting Alternator Quantity: One Manufacturer/Model: Delco Remy or Leece Neville Mtg. Location: Right Side Serpentine Alternator/Fan Drive: Yes Drive Location: Crankshaft Alt. Pulley Diameter: 76.20mm (3in) Alt. Pulley Groove: Poly V 8 Rib "K" Alt. Pulley Groove Location: 140.0mm (5.51in) Belt Tensioner: Automatic Required Drive Pulley Dia: 190.00mm (7.48in) Bracket Attachment Method: 4 Inch Spool Horizontal Attachment Point: 330mm (12.99in) Vertical Attachment Point: 223mm (8.78in) Reference Point From FFOB: 102mm (4.02in) Alternator Pulley Supplied: Cummins Alternator Mtg Brkt Supplied: On Engine Belt Tensioning Mechanism Supplied: On Engine Alternator Drive Speed: 2.49 EH Alt Pulley Structure Logic: In EH Dependent Option Mounting Hardware Supplied: Cummins.
1	3818060	Screw, Captive Washer Cap	2	M10 x 1.50 x 25
2	3821847	Screw, Captive Washer Cap	2	M10 x 1.50 x 60
3	3009330	Washer, Plain	2	M10
4	3400885	Tensioner, Belt	1	
5	3081348	Screw, Hexagon Head Cap	2	M10 x 1.50 x 90
6	3400878	Brace, Alternator	1	
7	3400881	Support, Alternator	1	
	3400884	Pulley, Idler	1	
8	4060101	Cover, Idler Pulley	1	
9	4060100	Shaft, Idler	1	
10	3400883	Pulley, Idler	1	
11	3401202	Bearing, Ball	1	
12	3820710	Screw, Captive Washer Cap	1	M10 x 1.50 x 80



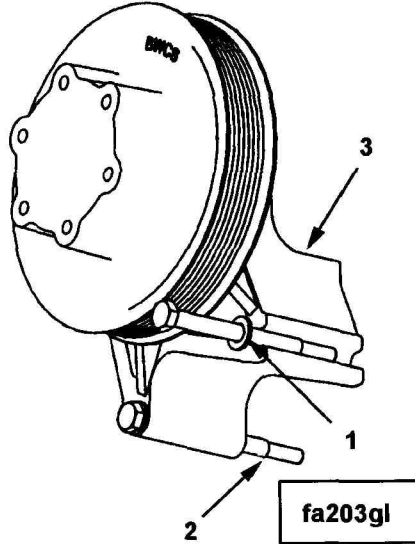
Ref No.	Part Number	Part Name	Req	Remarks
		<b>ALTERNATOR DRIVE PULLEY OPTION EH2712</b>		Alternator Drive Pulley Quantity: One Alternator Manufacturer/Model: Delco Remy or Leece Neville Alternator Pulley Groove: Poly V 8 Rib "K" Alternator Pulley Diameter: 76.20 Alternator Pulley Supplied: On Engine Serpentine Fan/Alternator Belt Drive: Yes Mounting Hardware Supplied: On Engine Bracket Attachment Method: 4 Inch Spool.
1	70897	Nut, Lock	1	1/2 - 20 UNF
2	3400880	Pulley, Alternator	1	
3	3895517	Washer, Plain	3	1 inch
4	4022822	Screw, Hexagon Head Cap	1	1/2 - 20 x 6 1/2 inch
5	4060467	Screw, Hexagon Head Cap	1	1/2 - 13 x 1 1/4 inch



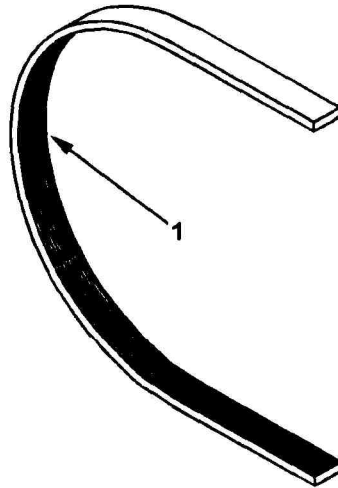




Ref No.	Part Number	Part Name	Req	Remarks
		<b>FRONT ENGINE SUPPORT</b> <b>OPTION EM2078</b>		Front Engine Support Support Supplier: Cummins Support Style: Two Hole Support Material: Fabricated Steel Attachment Point From FFOB: 149mm (5.87in) Attachment Point From Crank C/L: 206mm (8.11in) Support Type: Pad Engine Position: Vertical Standard.
1	203518	Washer, Plain	1	3/8 Inch.
2	3034836	Screw, Hexagon Head Cap	1	M10 X 1.50 X 30.
3	3892105	Screw, Captive Washer Cap	5	M10 x 1.50 x 100.
4	4082946	Support, Front Engine	1	

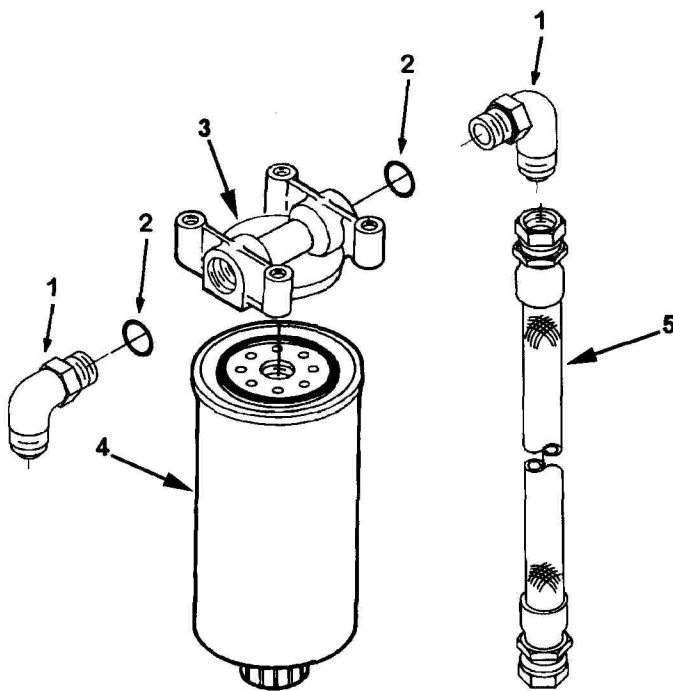


Ref No.	Part Number	Part Name	Req	Remarks
		<b>FAN DRIVE</b> <b>OPTION FA2288</b>		Fan Drive Fan Drive: <i>Serpentine Alternator/Fan Drive</i> Fan Hub Type: Continuous Drive Fan Center Distance: 215.9mm (8.50in) Offset 19mm (0.75 inch) toward the Fuel Pump side of the Engine centerline Fan Drive Ratio: 1.00:1 Fan Pulley Diameter: 190.0mm (7.48in) Fan Pulley Bolt Circle Dia.: 88.90mm (3.5in) Pulley Groove Location: 140.0mm (5.51in) Pulley Groove Type: Poly V 8 Rib "K" Max Fan Torque Capability: 195.552 Nm (144 lb.ft) Fan Mtg Nomenclature: 3/8-16 UNC 2B Cummins Supplied Items: Automatic Tensioner Fan Belt Horton/Kysor Fixed Fan Hub Pilot Diameter: 50.80mm (2in). M10. M10 X 1.50 X 120.
1	3009330	Washer, Plain	3	
2	3017502	Screw, Hexagon Head Cap	3	
3	3103513	Hub, Fan	1	



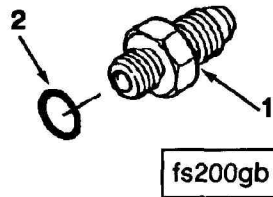
fa110gh

Ref No.	Part Number	Part Name	Req	Remarks
1	3103697	<p>FAN DRIVE BELT OPTION FA2736</p> <p>Belt, V Ribbed</p>	1	<p>Fan Drive Belt</p> <p>Fan Drive: Serpentine Alternator/Fan Drive</p> <p>Required Fan Pulley Dia: 190.0</p> <p>Required Fan Center Distance: 8.50</p> <p>Required Fan Drive Ratio: 1.00:1</p> <p>Required Pulley Loc from FFOB: 140.0</p> <p>Belt Groove Profile: Poly V 8 Rib "K"</p> <p>Required Alternator Pulley Dia: 76.20</p> <p>Alternator Mtg Location: Right Side</p> <p>Belt Back Material: Rubber Rubber backed belt Industrial Applications only</p> <p>Belt Location: Mounted.</p>



ff206gf

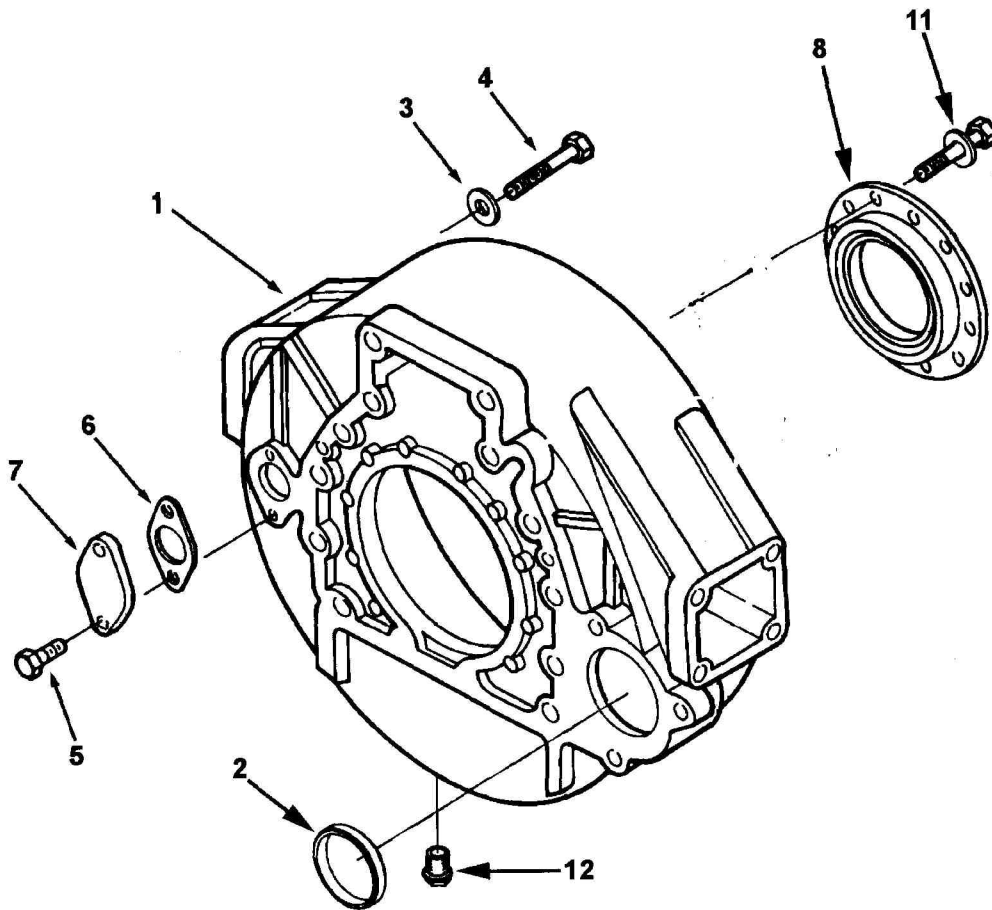
Ref No.	Part Number	Part Name	Req	Remarks
		<b>FUEL FILTER</b> <b>OPTION FF2238</b>		Fuel Filter Water in Fuel Sensor Included: No Fuel Filter Supplier: Cummins Fuel Pump Type: Celec Fuel Filter Location: Supplied in Kit Element Type: Single Spin-on Water Separator Provision: Yes Drain Provision: Yes Check Valve: No Filter Inlet Fitting: 90 Degree Elbow Pump Inlet Fitting: Straight Heater Element: No Unique Characteristics: 1 Element in Kit Decal: Fleetguard Remote Filter Plumbing: 22" Hose Kitted Fuel Plumbing Routing: Pressure Side Filtration Measurement (mic): 10 Filter Model: FS1000 Pump Inlet Diagnostic Provision: No
1	129859	Elbow, Male Union	2	
2	3040817	Seal, O Ring	2	
3	142784	Head, Fuel Filter	1	
4	3329289	Separator, Fuel Water	1	
5	3899752	Hose, Flexible	1	
	3329290	Decal	1	



Ref No.	Part Number	Part Name	Req	Remarks
1	203850	FUEL PUMP FITTING OPTION FF2758  Union, Male Seal, O Ring	1	Fuel pump inlet fitting: straight Diagnostic provision: No
2	3040817		1	

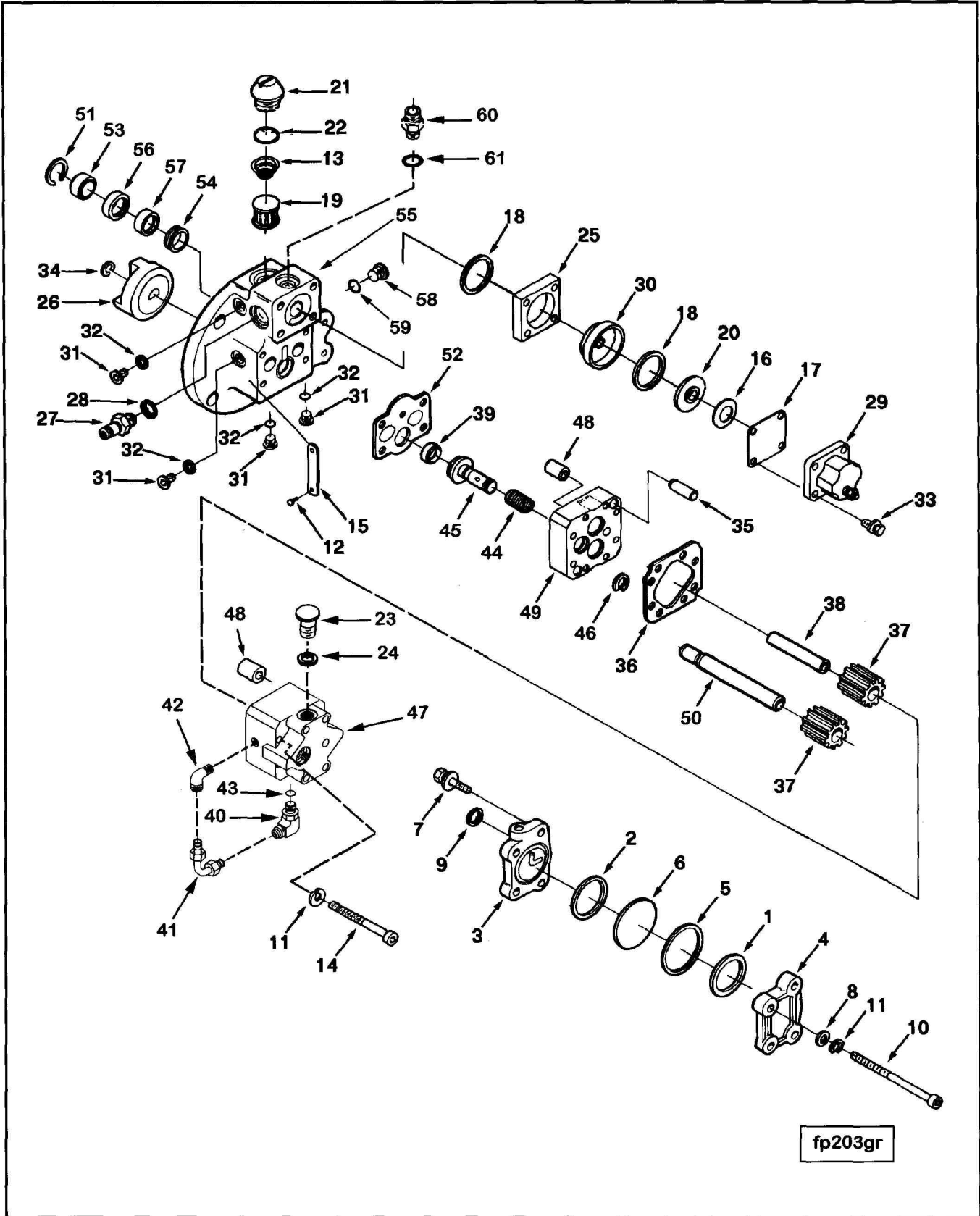




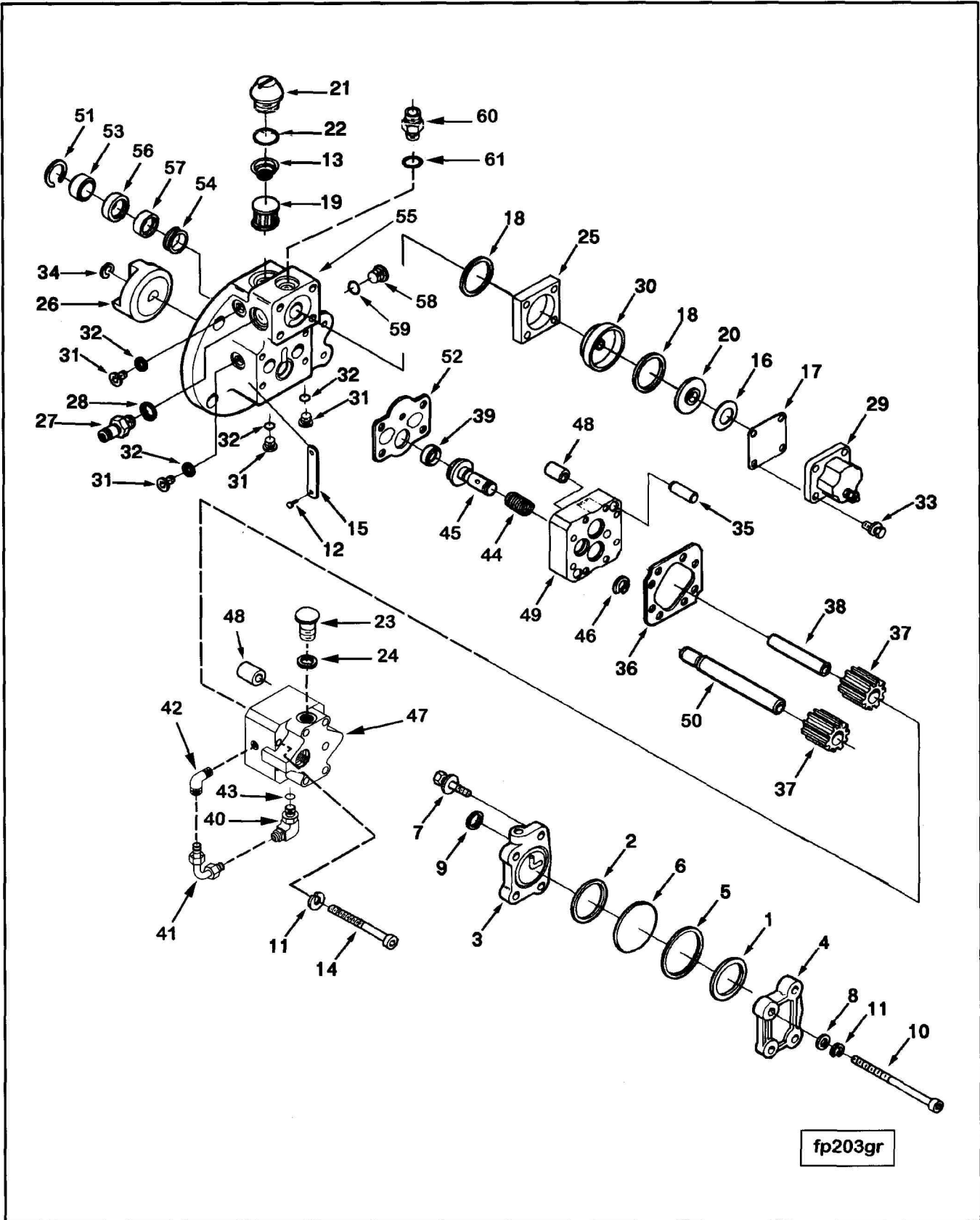


fh208gn

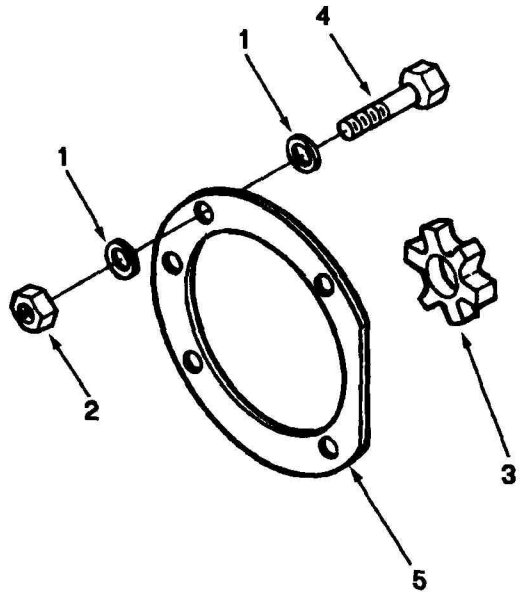
Ref No.	Part Number	Part Name	Req	Remarks
		<b>FLYWHEEL HOUSING OPTION FH2221</b>		Flywheel Housing SAE Size Or Type: 2 Flywheel Housing Material: Aluminum Engine Mount Type: High Vertical Pads Transmission Mtg Hole Nomenclature: SAE (inch) Starting Motor Mtg Screws: SAE Starter Center Distance: 243.84 MM (9.60") Starter Bore Diameter: 92.06 MM (3.62") Clutch Type Provision: Dry Sensor Mtg Hole Nomenclature: - Quad 2, 3/4 - 16 - Quad 3, 3/4 - 16 - Quad 4, 3/4 - 16 Rear Gear Drive: No Starter Loc: 3rd Quadrant Sensor Mtg Hole Count: 2 Engine Position: Vertical Standard
	4060506	Housing, Flywheel	1	
1	4059935	Housing, Flywheel	1	
2	3819822	Sleeve	1	
3	127316	Washer, Plain	12	5/8 inch
4	3022148	Screw, Hexagon Head Cap	12	M16 X 2.00 X 55.
5	3025802	Screw, Hexagon Head Cap	2	M8 x 1.25 x 20
6	3026134	Gasket, Cover Plate	1	
7	3026135	Cover, Access Hole	1	
8	(4023018)	Seal, Oil	1	
11	4083121	Screw, Captive Washer Cap	12	M8 x 1.25 x 20
12	3042004	Plug, Threaded	2	3/4 - 16 UNF
	4089542	Kit, Rear Seal Crank	1	Crankshaft (Rear)-Dry Clutch
	(4023018)	Seal, Oil	1	
	4083121	Screw, Captive Washer Cap	12	M8 x 1.25 x 20



Ref No.	Part Number	Part Name	Req	Remarks
		<b>FUEL PUMP OPTION FP2953</b>		
				Fuel Inlet Restriction Sensor Prov: No Fuel Pump Type: Celect Fuel Filter Loc: Remote From Fuel Pump Fuel Temp Sensor Provision: Yes Fuel Shutoff Valve Volts: 12 Fuel Valve Terminal Provision: Single/Internal Ground Gear Pump By Pass Fitting Position: 90 Degrees to Rear Face of Gear Pump Includes Fuel Restriction Compucheck Fitting
	BM76340	Damper, Fuel Pump	1	
1	100099	Seal, Rectangular Ring	1	
2	139988	Seal, Rectangular Ring	1	
3	153336	Body, Fuel Pump Damper	1	
4	153338	Cover, Fuel Pump Damper	1	
5	160514	Washer, Plain	1	1 11/16 Inch.
6	202897	Diaphragm, Ful Pump Damper	1	
7	3017051	Screw, Captive Washer Cap	2	1/4 - 20 x 1 1/8 inch
8	70704	Washer, Plain	2	1/4 inch
9	151900	Seal, Rectangular Ring	1	
10	153346	Screw, Socket Head Cap	2	1/4 - 20 X 4 Inch.
11	181466	Washer, Lock	4	1/4 Inch.
	3090942	Pump, Fuel	1	Recon equivalent 3090942 RX
12	S 2286	Screw, Drive	2	
13	70700	Spring, Compression	1	
14	100129	Screw, Socket Head Cap	4	1/4 - 20 x 3 inch
15	105375	Nameplate	1	
16	129768	Spring, Valve	1	
17	129839	Shield, Shutoff Valve	1	
18	129888	Seal, Rectangular Ring	2	
19	146483	Screen, Filter	1	
20	196057	Disc, Valve	1	
21	3014575	Cap, Fuel Pump Filter	1	
22	3021123	Seal, O Ring	1	
	3033742	Plug, Threaded	1	
23	(3079584)	Plug, Threaded	1	
24	3034412	Seal, O Ring	1	
25	3034451	Housing, Actuator	1	
26	3095355	Hub, Jaw Coupling	1	
	3042619	Nipple, Coupling	1	
27	(3042620)	Nipple, Coupling	1	
28	3037537	Seal, O Ring	1	
29	(3408421)	Solenoid	1	
30	3056009	Disc, Actuator	1	
	3056416	Plug, Threaded	4	5/16 - 24 UNF.
31	(3056003)	Plug, Threaded	1	
32	3056415	Seal, O Ring	1	
33	3065944	Screw, Captive Washer Cap	4	#10 - 24 X 1 Inch.
34	3068768	Ring, Retaining	1	
	4010324	Pump, Gear Fuel	1	Recon equivalent 4010324 RX
11	181466	Washer, Lock	2	1/4 Inch.
35	64816 A	Dowel, Pin	2	
36	110855	Gasket, Fuel Pump	1	
	3019617	Gear & Shaft	1	
37	119364	Gear, Fuel Pumping	1	



Ref No.	Part Number	Part Name	Req	Remarks
38	175865	Shaft, Fuel Pump	1	
39	3033719	Dowel, Ring	1	
40	3033740	Valve, Check	1	
41	4010514	Tube, Fuel Drain	1	
42	68139	Elbow, Male Adapter	1	1/8 NPTF x 7/16-20 (90)
43	3034412	Seal, O Ring	1	
44	4010297	Spring, Compression	1	
45	4010296	Plunger, Prs Regulator	1	
46	3085615	Ring, Retaining	1	
	4010319	Pump, Gear Fuel		
47	(3033714)	Housing, Fuel Pump Gear	1	
48	3033724	Bushing	4	
49	4010318	Cover, Fuel Pump Gear	1	
	3095635	Gear & Shaft	1	
37	119364	Gear, Fuel Pumping	1	
50	3095356	Shaft, Fuel Pump Drive	1	
	(3090993)	Support, Fuel Pump	1	
51	128807	Ring, Retaining	1	
52	3096077	Gasket, Fuel Pump	1	
53	3074317	Spacer, Seal	1	
54	3074316	Spacer, Seal	1	
55	3090996	Support, Fuel Pump	1	
	3803477	Kit, Oil Seal	1	
56	(3084713)	Seal, Oil	1	
57	(3071643)	Seal, Oil	1	
	3037536	Plug, Threaded	1	9/16 - 18 UNF
58	(3040813)	Plug, Threaded	1	
59	3037537	Seal, O Ring	1	
	3036865	Union, Male	1	
60	(3100526)	Union, Male	1	
61	3037236	Seal, O Ring	1	
	3803493	Support, Fuel Pump	1	
	128807	Ring, Retaining	1	
	3037536	Plug, Threaded	1	9/16 - 18 UNF
	3037537	Seal, O Ring	1	
	(3040813)	Plug, Threaded	1	
	3074316	Spacer, Seal	1	
	3074317	Spacer, Seal	1	
	3090996	Support, Fuel Pump	1	
	3096077	Gasket, Fuel Pump	1	
	3803477	Kit, Oil Seal	1	
	(3071643)	Seal, Oil	1	
	(3084713)	Seal, Oil	1	
	4024808	Kit, Fuel Solenoid	1	
	129888	Seal, Rectangular Ring	2	
	(3408421)	Solenoid	1	

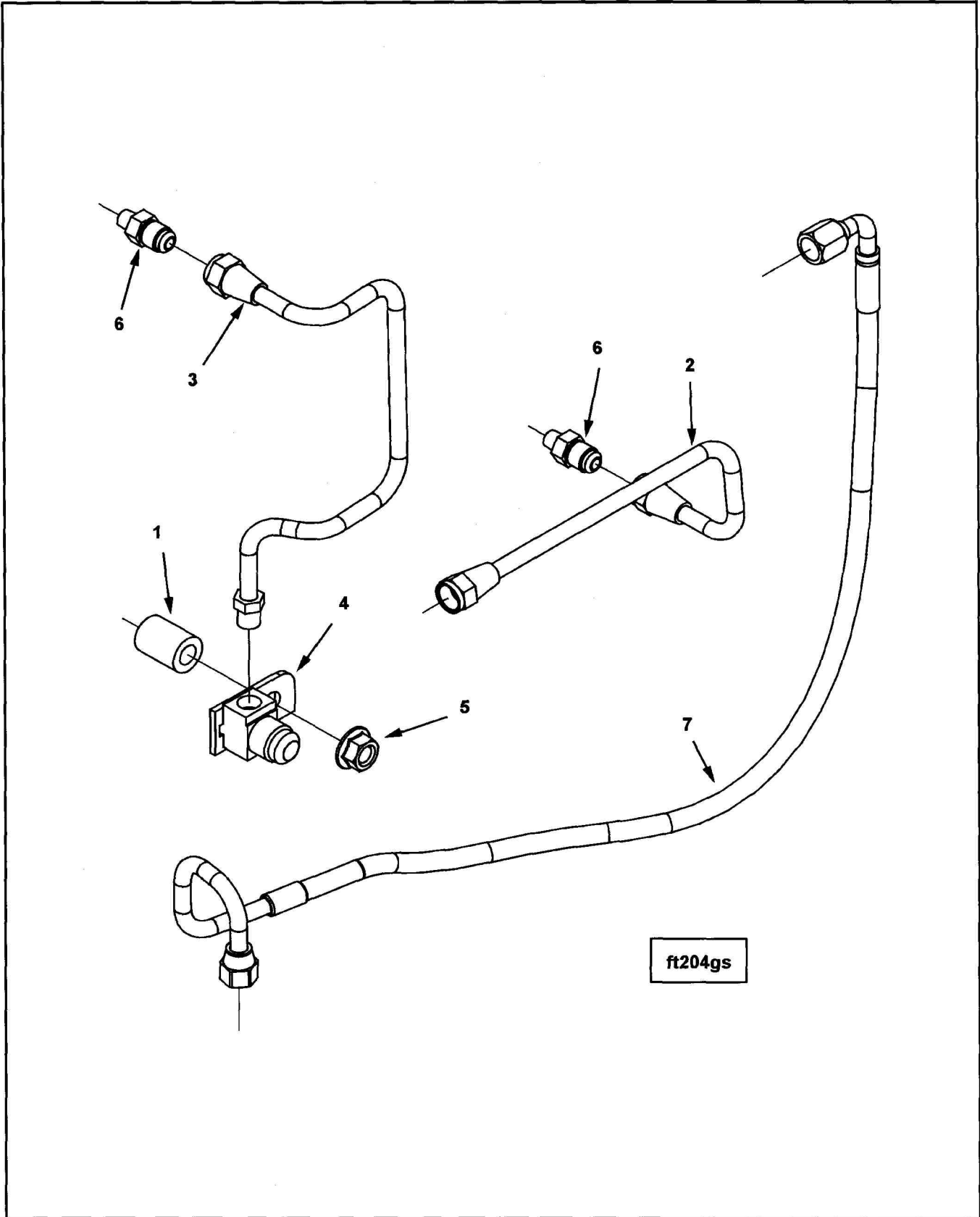


fp203gw

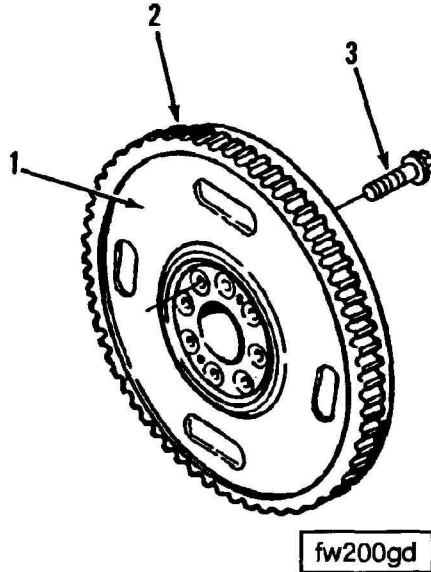
Ref No.	Part Number	Part Name	Req	Remarks
		<b>FUEL PUMP COUPLING OPTION FP2957</b>		Fuel Pump Type: Select Air Compressor Provision: None
1	3009330	Washer, Plain	8	M10
2	3044360	Nut, Regular Hexagon	4	M10 x 1.50
3	3046200	Spider, Jaw Coupling	1	
4	3064109	Screw, Hexagon Head Cap	4	M10 x 1.50 x 45
5	3069103	Gasket, Fuel Pump	1	





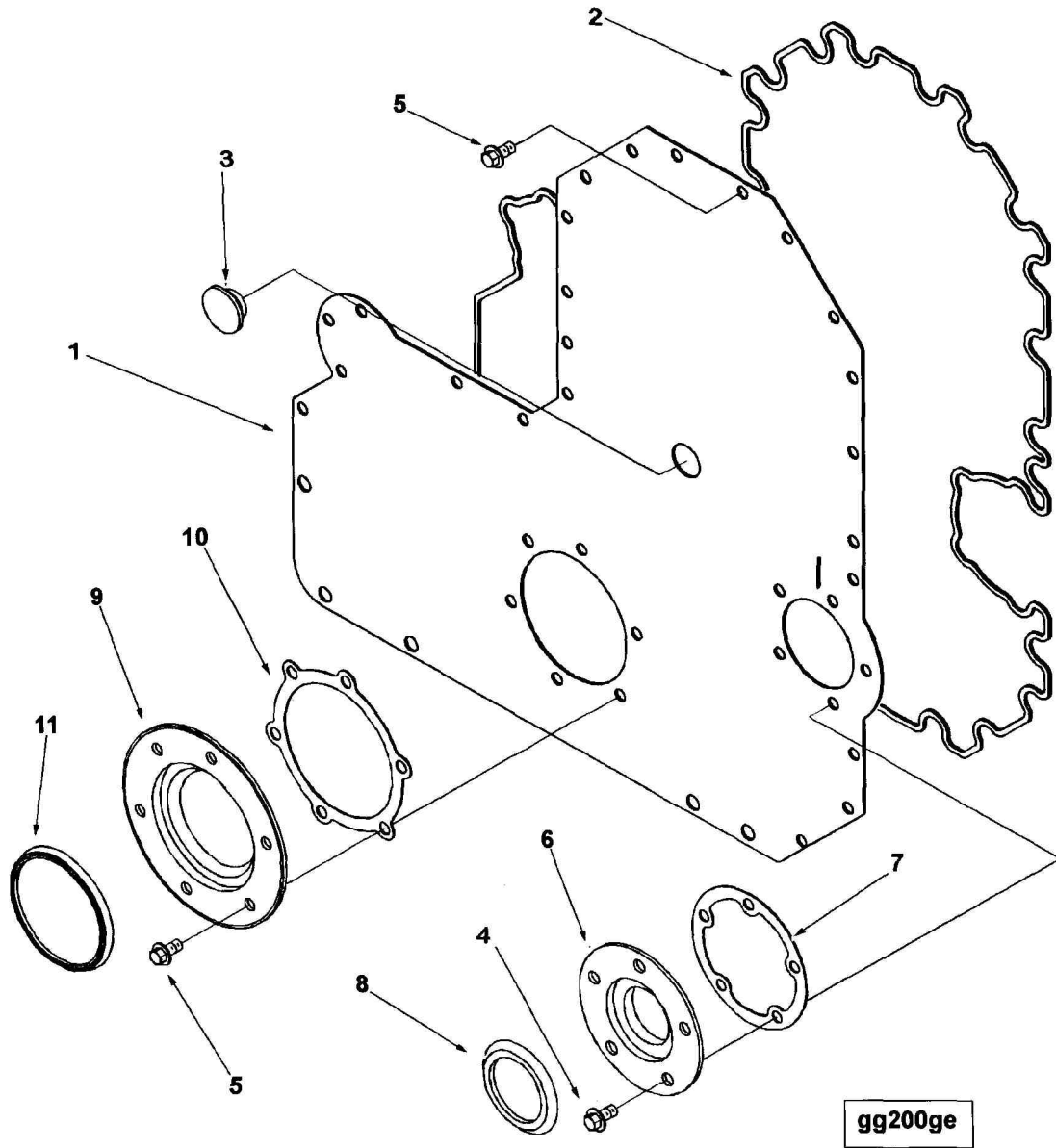


Ref No.	Part Number	Part Name	Req	Remarks
		<b>FUEL PLUMBING</b> <b>OPTION FT20072</b>		Fuel Pump Type: Celect Fuel Pump Drive: Less Air Compressor Drain Position Vert From Crank C/L: 290.0mm (11.42") Drain Position From RFOB: 395.0mm (15.55") Drain Position From Eng C/L: 257.0mm (10.12") ECM Version: CM Series ECM Loc: 581.1 Vert / 53.4 horizontal Vertical distance measured from the crank centerline to top of ECM. Horizontal distance measured from front face of block to front of ECM Centinel plumbing Centinel Plumbing Provision: No
1	64709	Spacer, Mounting	1	
2	3161628	Tube, Fuel Supply	1	
3	3161630	Tube, Fuel Drain	1	
4	3401236	Elbow, Tube Connector	1	
5	3902662	Nut, Hexagon Flange	1	M10 x 1.50
6	4004381	Union, Male	2	1/8 NPTF x 1/2-20
7	4022525	Hose, Flexible	1	

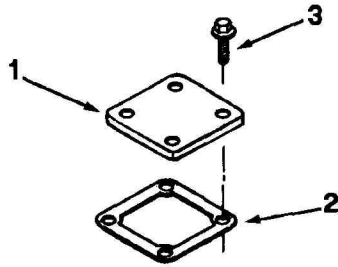


Ref No.	Part Number	Part Name	Req	Remarks
		<b>FLYWHEEL OPTION FW2254</b>		
1	3029074 (3029070)	Flywheel	1	Type: Flywheel Intended Housing SAE: 2 Starter Center Distance: 243.84mm (9.60") Clutch Bearing Pilot Bore Dia: 72.00mm (2.83") Rear Gear Drive: No Intended Drive Hardware: Ingersol Rand Coupling
2	3065151	Gear, Flywheel Ring	1	
3	4071043	Screw, Hex Flange Head Cap	8	
				M14 x 1.50 x 35





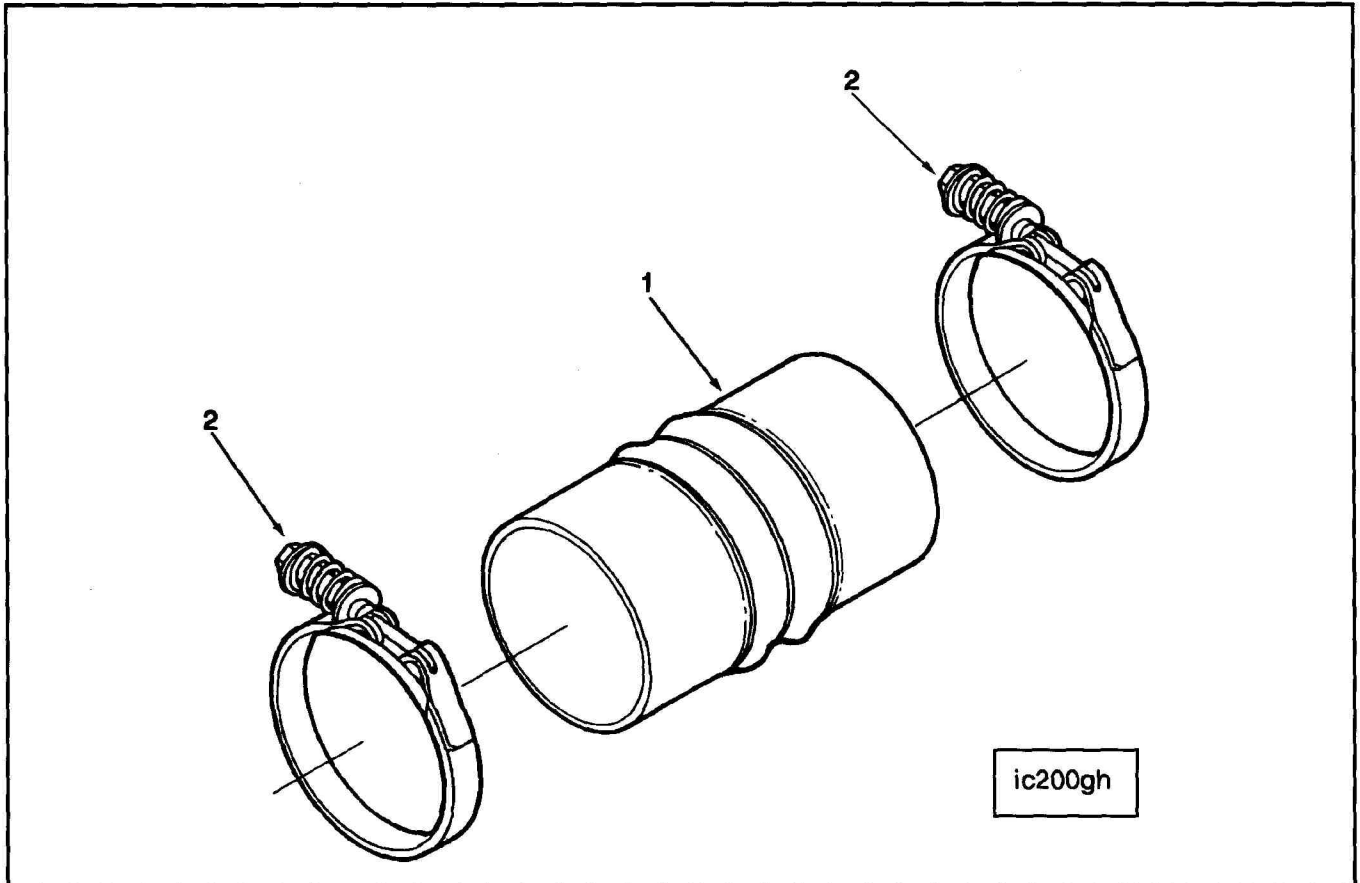
Ref No.	Part Number	Part Name	Req	Remarks
		<b>FRONT GEAR COVER OPTION GG2706</b>		
				Water Pump Shaft Drive Provision: No No Provision For The Water Pump Shaft In The Gear Cover. Must be Used With A Short-Shaft Water Pump
	4070536	Kit, Gear Cover	1	
1	(3400811)	Cover, Gear	1	
2	(3893964)	Seal, Rectangular Strip	1	
3	4082974	Plug, Gear Cover	1	
4	4070463	Screw, Hex Flange Head Cap	5	M8 x 1.25 x 12
5	4070462	Screw, Hex Flange Head Cap	33	M8 x 1.25 x 16
	3804304	Kit, Oil Seal	1	
6	(3892794)	Seal, Oil	1	
7	3328760	Gasket, Carrier	1	
8	3896837	Seal, Dust	1	
	3804744	Kit, Oil Seal	1	
9	(3328698)	Seal, Oil	1	
10	(3328761)	Gasket, Carrier	1	
11	3895023	Seal, Dust	1	
	4025151	Kit, Strip Seal	1	
	(3893964)	Seal, Rectangular Strip	1	
	4070462	Screw, Hex Flange Head Cap	38	M8 x 1.25 x 16
	4070463	Screw, Hex Flange Head Cap	5	M8 x 1.25 x 12



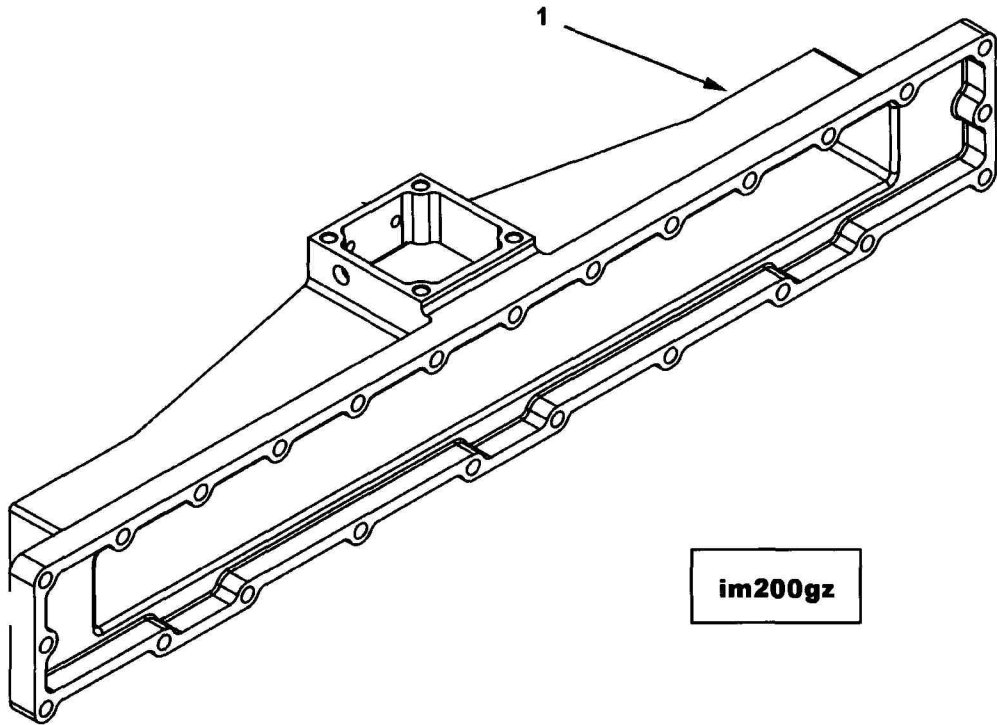
ic200gf

Ref No.	Part Number	Part Name	Req	Remarks
<b>AIR INTAKE CONNECTION OPTION IC2012</b>				
1	3070101	Cover, Intake Manifold	1	Air Inlet Connection Location : Top Air Inlet Connection Supplier : Customer Engine Aspiration : Charged Air Cooled
2	3070100	Gasket, Connection	1	
3	3009887	Screw, Hexagon Head Cap	4	



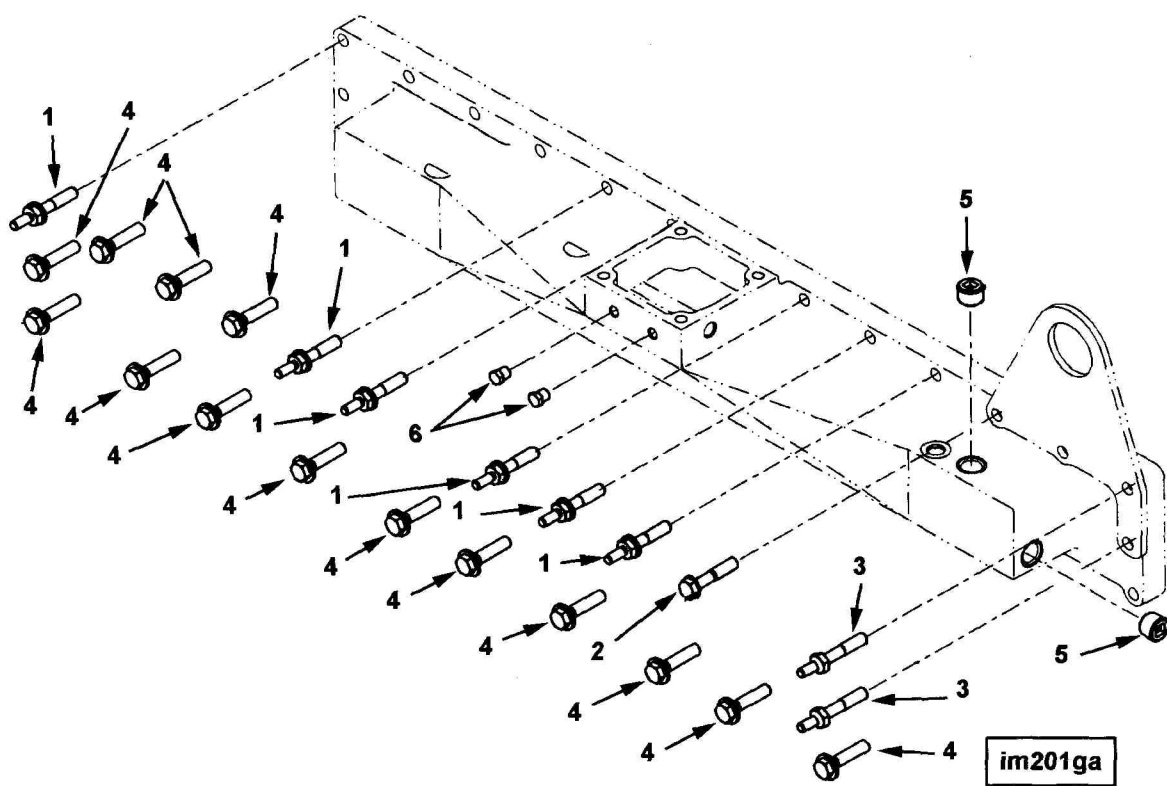


Ref No.	Part Number	Part Name	Req	Remarks
<b>AIR INTAKE CONNECTION</b>				
<b>OPTION IC2030</b>				
1	3071049	Hose, Hump	4	Four 4.0 inch (102mm) silicone hoses, 7.5 inches (191mm) long with reinforcing rings. Use with 4 inch tubing to transfer air from turbo to charge air cooler and intake manifold.
2	3926704	Clamp, Spring Hose	8	

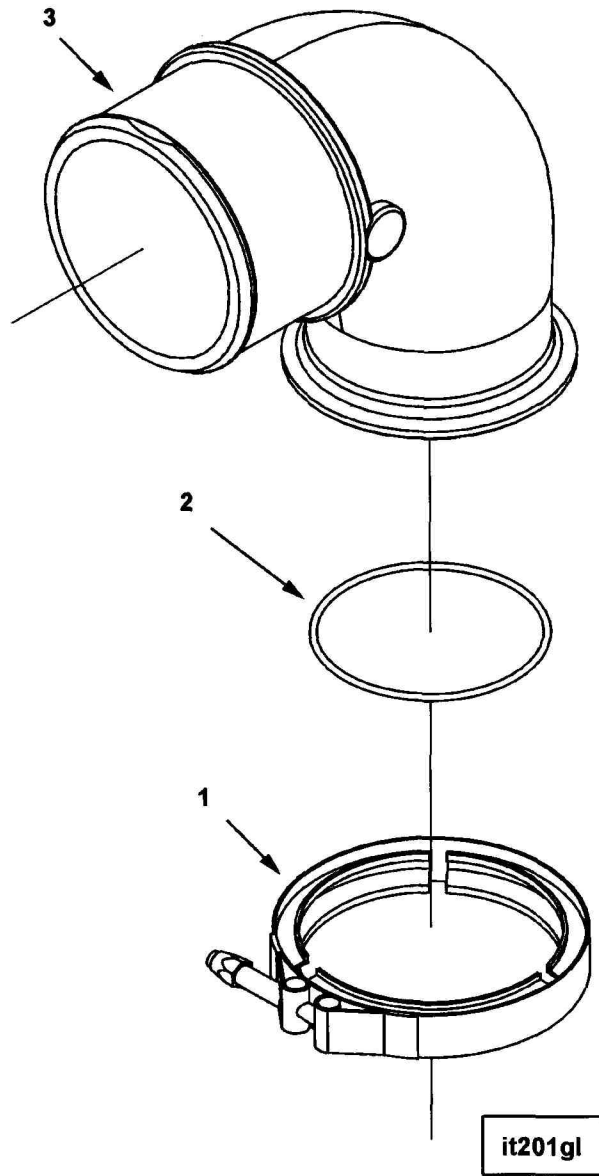


Ref No.	Part Number	Part Name	Req	Remarks
1	3401348	<p style="text-align: center;"><b>AIR INTAKE MANIFOLD OPTION IM2001</b></p> <p>Manifold, Air Intake</p>	1	<p>Air Intake Manifold                      Int Manifold Air Inlet Location: Top                      Int Man Temp Sensor Mtg Loc: Throat                      Int Boost Sensor Mtg Loc: Front                      Intake Manifold Mounting Inc In IMM Dependent Option</p>

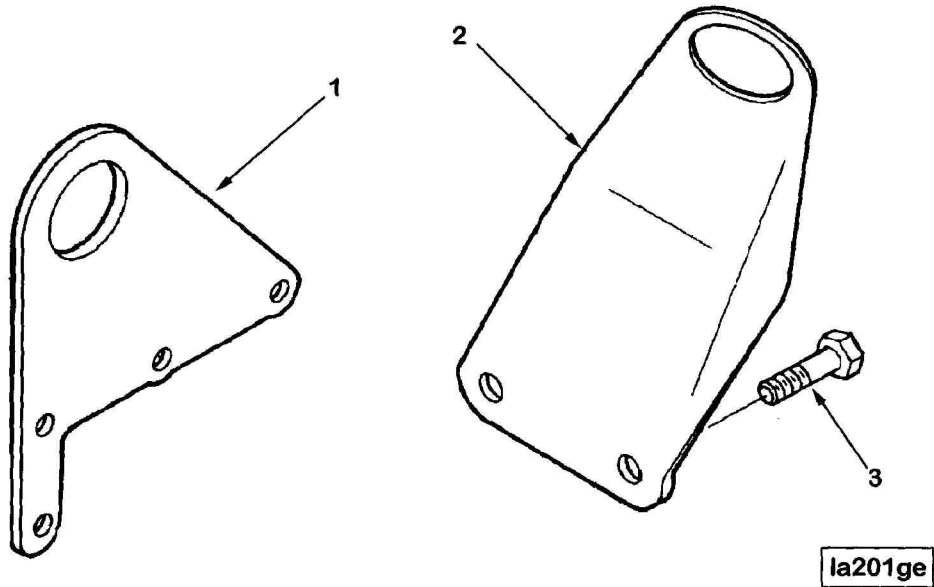




Ref No.	Part Number	Part Name	Req	Remarks
		<b>AIR INTAKE MANIFOLD MOUNTI OPTION IM2702</b>		Air Int Manifold Mounting Int Manifold Air Inlet Location: Top Requires "Bolt-On" Air Intake Connection Int Man Temp Sensor Mtg Loc: Throat Int Boost Sensor Mtg Loc: Front Air Heater Mtg Provision: NO Emc Location: High or Low Turbocharger Exhaust Outlet Location: Rear Out
1	3328617	Screw, Captive Washer Cap	6	
2	3820186	Screw, Captive Washer Cap	1	M10 X 1.50 X 50.
3	3883397	Screw, Hexagon Head Cap	2	
4	3892692	Screw, Captive Washer Cap	14	M10 x 1.50 x 45
5	3008468	Plug, Pipe	2	1/2 NPT
6	3031511	Plug, Pipe	2	1/8 NPT



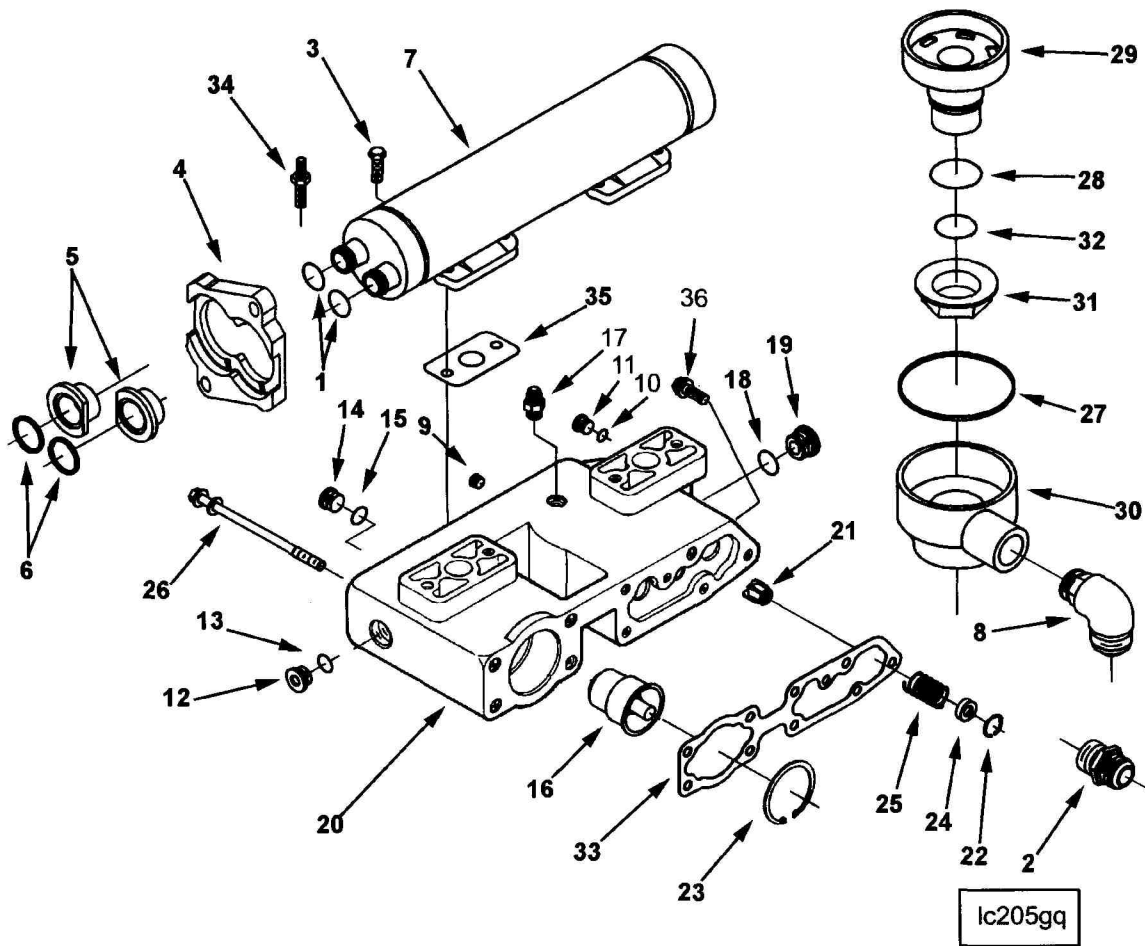
Ref No.	Part Number	Part Name	Req	Remarks
		<b>AIR TRANSFER CONNECTION OPTION IT2017</b>		Air Transfer Connection Turbo Compressor Outlet Conn Type: 90 Degree Rotatable Elbow Turbo Compressor Outlet Conn O.D.: 90.0mm (3.54in) Intake Air Pressure Compuchek Fitting Inc: No Turbo CPR Outlet Conn Supplier: Cummins Engine Aspiration Charged Air Cooled
1	3067979	Clamp, V Band	1	
2	3682177	Seal, O Ring	1	
3	3682674	Connection, Air Transfer	1	



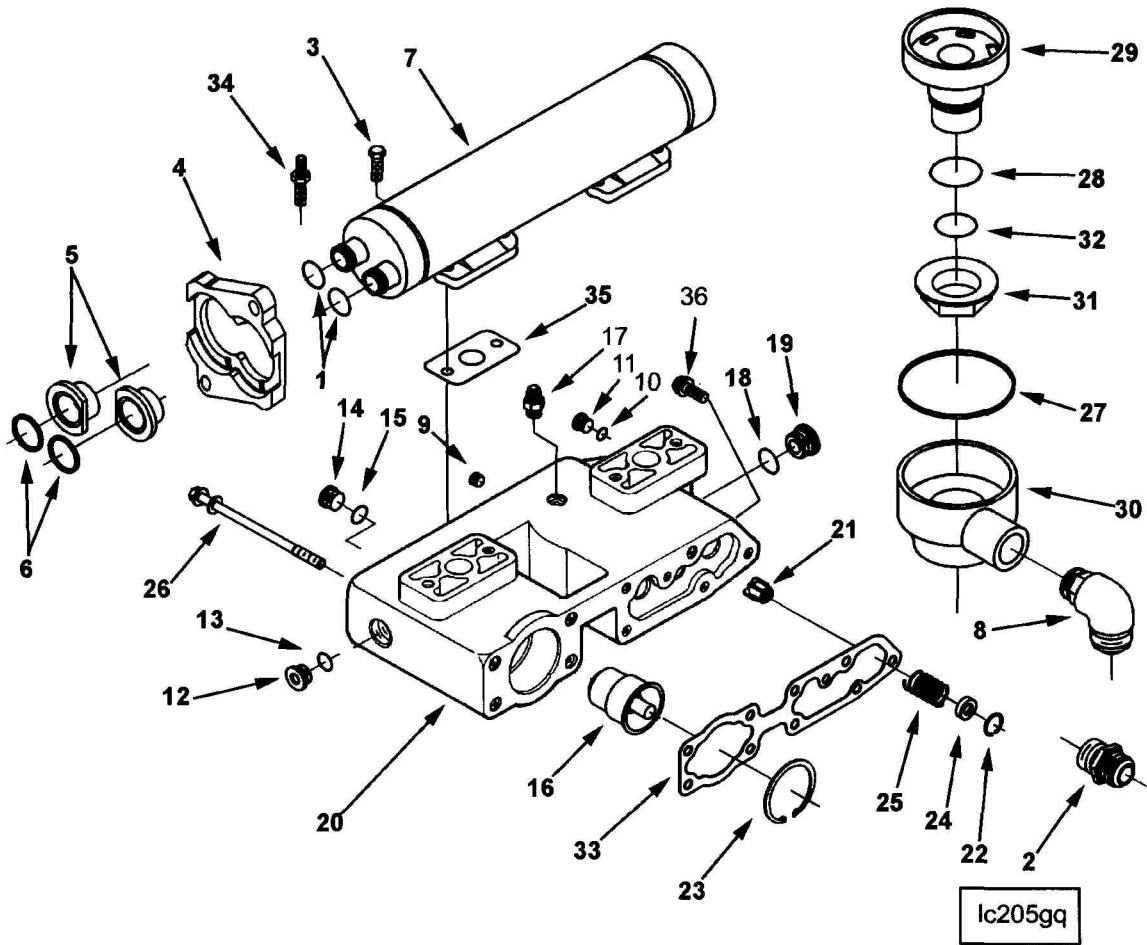
Ref No.	Part Number	Part Name	Req	Remarks
		LIFTING BRACKET OPTION LA2053		Front Lifting Brkt Loc: Front Of Air Int Manif/ Aftercooler Rear Bracket Vertical Height: 254mm (10in) Measured from C/L of top left MTG Capscrew tp C/L of lifting eye Rear Lifting Bracket Location: Rear of Cylin- der Head OEM Attachment: Studs Mtd to Front Manifold or Aft/Cir Rear Brkt Eye Vert Dist from Crank C/L: 707mm (27.83in) Front Brkt Eye Vert Dist from Crank C/L: 707mm (27.83in) Front Bracket MTG Bolt Hole Count: 4 Front Lifting BRKT MTG Included: In TB Dependent Option
1	3883586	Bracket, Lifting	1	
2	3896347	Bracket, Lifting	1	
3	3893834	Screw, Hexagon Head Cap	2	M12 x 1.75 x 25



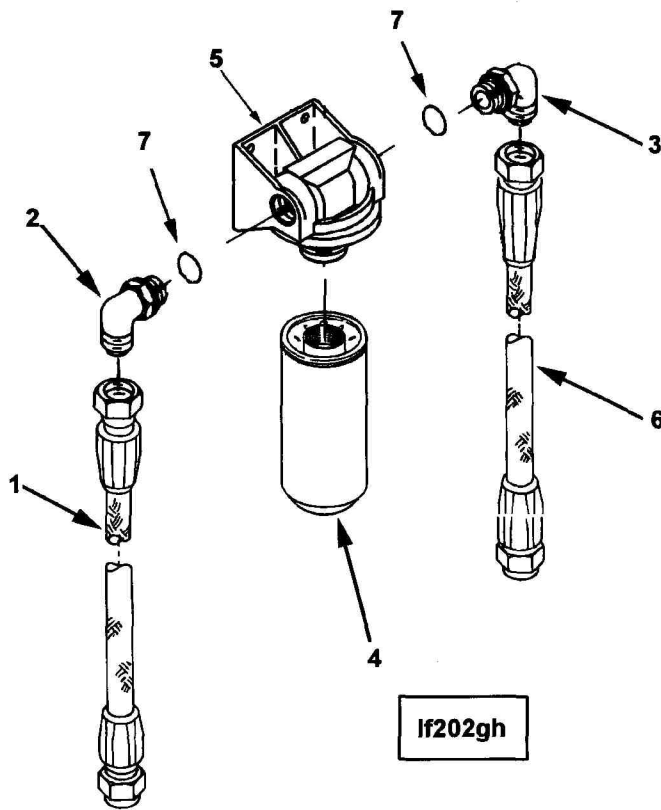




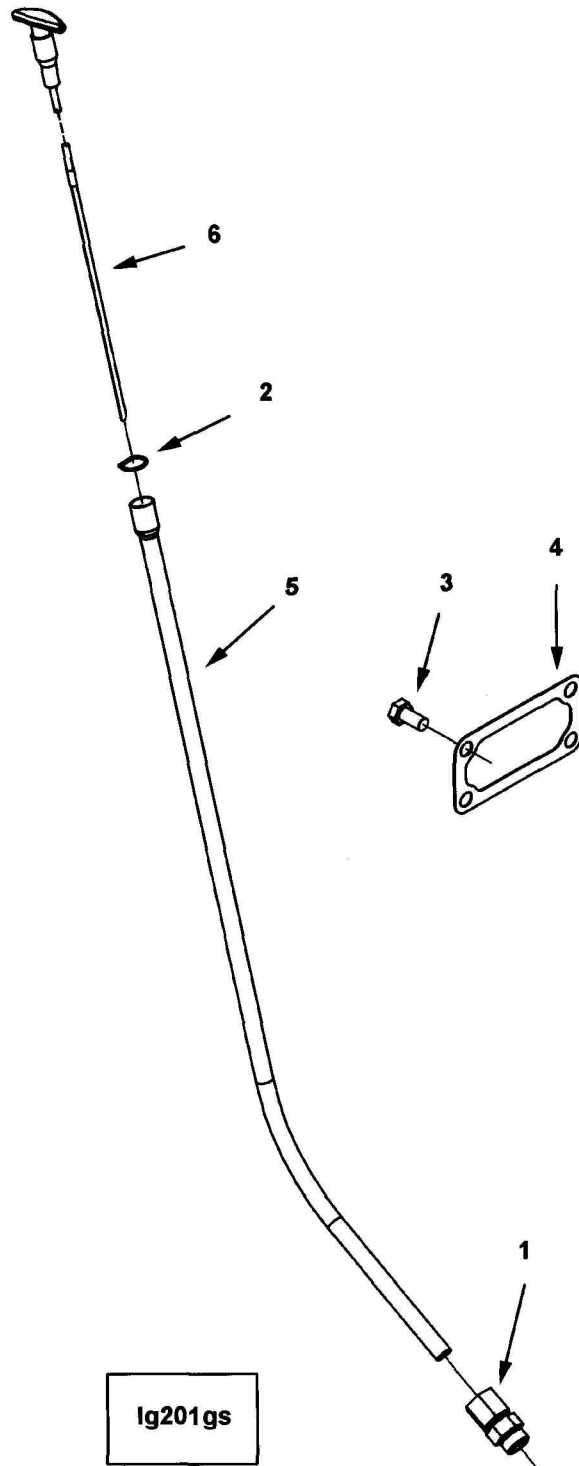
Ref No.	Part Number	Part Name	Req	Remarks
		<b>OIL FILTER COOLER HEAD OPTION LC2737</b>		
				Oil Filter Loc: Remote from Filter Head Engine Brake Provision: No Oil Filter Type: Combination Full Flow/Bypass Oil Filter Plumbing: Customer Supplied Lube Oil Filter Head Thread Size: M95 x 2.5 Inlet Adapter Port(SAE 16): Elbow Thermo Opening Temp: 107.222C (225F) Oil Temp Sensor Plumbing Provision: No Lube filter head oil port has been plugged. Increased Soot Level Capability: No
1	109080	Seal, O Ring	2	
2	3032627	Union, Male	1	
	3201585	Seal, O Ring	1	
3	3034836	Screw, Hexagon Head Cap	5	M10 x 1.50 x 30
4	3102571	Retainer, Connection	1	
5	3080401	Adapter, O Ring	2	
6	3080769	Seal, Rectangular Ring	2	
7	3161781	Cooler, Oil	1	
8	3400717	Elbow, Male Union	1	
	(3102784)	Head, Lube Oil Filter	1	
9	3008466	Plug, Pipe	1	1/4 NPT
	3037536	Plug, Threaded	1	9/16 - 18 UNF
10	3037537	Seal, O Ring	1	
11	(3040813)	Plug, Threaded	1	
	3040815	Plug, Threaded	1	7/18 - 14 UNF
12	(3040816)	Plug, Threaded	1	
13	3040817	Seal, O Ring	1	
	3046202	Plug, Threaded	1	3/4 - 16 UNF
14	(3040810)	Plug, Threaded	1	
15	3046201	Seal, O Ring	1	
16	3059408	Thermostat	1	
17	3063164	Union, Male	1	
	3202101	Plug, Threaded	1	1 1/16 - 12 UNF
18	3046943	Seal, O Ring	1	
19	(3050897)	Plug, Threaded	1	
20	3102774	Head, Lube Oil Filter	1	
21	3820320	Plunger, Bypass Valve	1	
22	3820631	Ring, Retaining	1	
23	3820782	Ring, Retaining	1	
24	3882585	Plug, Expansion	1	
25	3882586	Spring, Compression	1	
26	3406888	Screw, Hex Flange Head Cap	6	M10 x 1.50 x 170
27	3406952	Seal, Rectangular Ring	1	
	3101539	Adapter, Filter Head	1	
28	3048182	Seal, O Ring	1	
29	3101540	Adapter, Filter Head	1	
30	3406944	Cover, Filter Head	1	
31	3406946	Nut, Regular Hexagon	1	
32	3406947	Seal, O Ring	1	
27	3406952	Seal, Rectangular Ring	1	
33	3820629	Gasket, Filter Head	1	
34	3883394	Screw, Hexagon Head Cap	2	M8x1.25x20 - M10x1.50x70
35	3892625	Gasket, Oil Cooler Support	2	



Ref No.	Part Number	Part Name	Req	Remarks
36	3896724	Screw, Hex Flange Head Cap	3	M10 x 1.50 x 30



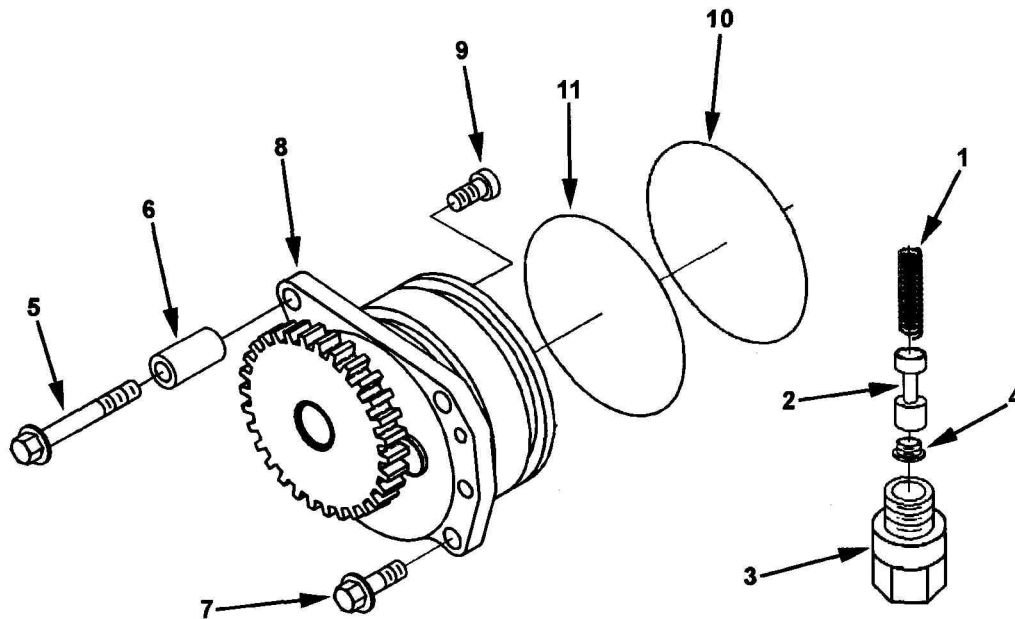
Ref No.	Part Number	Part Name	Req	Remarks
		<b>FULL FLOW OIL FILTER OPTION LF2066</b>		<p>Oil Filter Loc: Remote From Engine To be used with an SAE #16 hose and/or an SAE #20 hose with a maximum length of 16 ft total. Height to be 4 ft maximum above Crank Centerline. Oil Filter Supplier: Cummins Engine Position: Vertical Standard Oil Filter Type: Combination Full Flow/Bypass Decal Provided: Fleetguard Adapter Inlet Horizontal from Crank C/L: 253.18mm (9.97in) Adapter Inlet Vertical from Crank C/L: 45.15mm (1.78in) Adapter Inlet Horizontal from RFOB: 450.85mm (17.75in) Cover Outlet Horizontal from Crank C/L: 357.95mm (14.09in) Cover Outlet Vertical from Crank C/L: 5.65mm (0.22in) Cover Outlet Horizontal from RFOB: 450.85mm (17.75in) Oil Filter Plumbing: Cummins Kitted Inlet Adapter (SAE 16): Straight Outlet Adapter (SAE 20): Elbow Filter Model: LF9001 Filter Length: 299.5mm (11.79in) Filter Removal Clearance: 38mm (1.5in) Oil Filter Thread Size: M95 x 2.5 Oil Flow Control Thrm Opening Temp (deg F): 225 Heater Hsg Compatible: Yes</p>
1	AX16072 SS	Hose, Flexible	1	
2	3049010	Elbow, Male Union	1	
7	3201585	Seal, O Ring	1	
3	3400717	Elbow, Male Union	1	
7	3201585	Seal, O Ring	1	
4	3101869	Filter, Lubricating Oil	1	
5	3406949	Head, Lub Oil Filter	1	
6	3400715 (3102714)	Hose, Flexible Decal	1 1	



Ig201gs



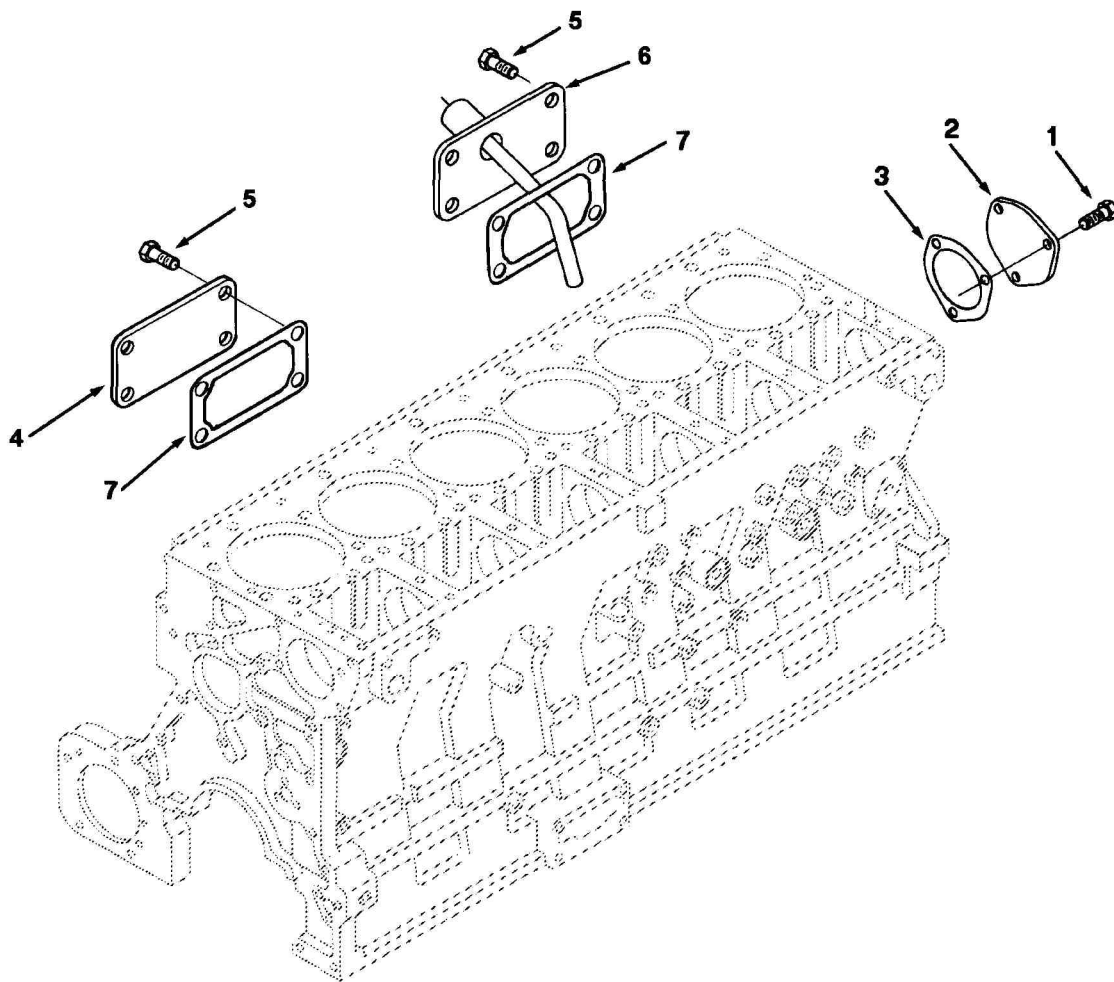
Ref No.	Part Number	Part Name	Req	Remarks
		<b>OIL LEVEL GAUGE OPTION LG2085</b>		Dipstick Supplier: Cummins Oil Gauge Tube Type: Solid Dipstick Location: Right Side Rear HHC Dipstick Tube Horiz Position: 671.4mm (26.43in) Reference Point: from FFOB Dipstick Tube Vertical Position: 623.4mm (24.54in) Gauge Tube Pos Horiz from Eng C/L: 456.3mm (17.96in) Oil Pan Material: Stamped Steel Sump Location: Rear High Oil Pan Capacity: 34.065 L (9.0 gal) Low Oil Pan Capacity: 26.495 L (7.0 gal) Power Angle (deg): 3.0 Tilt Angle (deg): 0 Unique Characteristics: Dipstick is Locking Type Dipstick Guide Tube Horiz Distance: 110.9 Customer must brace oil gauge tube
1	163759	Connector, Tube	1	
2	3030207	Retainer, Dipstick	1	
3	3036230	Screw, Hexagon Head Cap	4	M10 x 1.50 x 20
4	3883472	Gasket, Hand Hole	1	
5	4070501	Tube, Oil Gauge	1	
6	4070780	Dipstick	1	



lp200gh

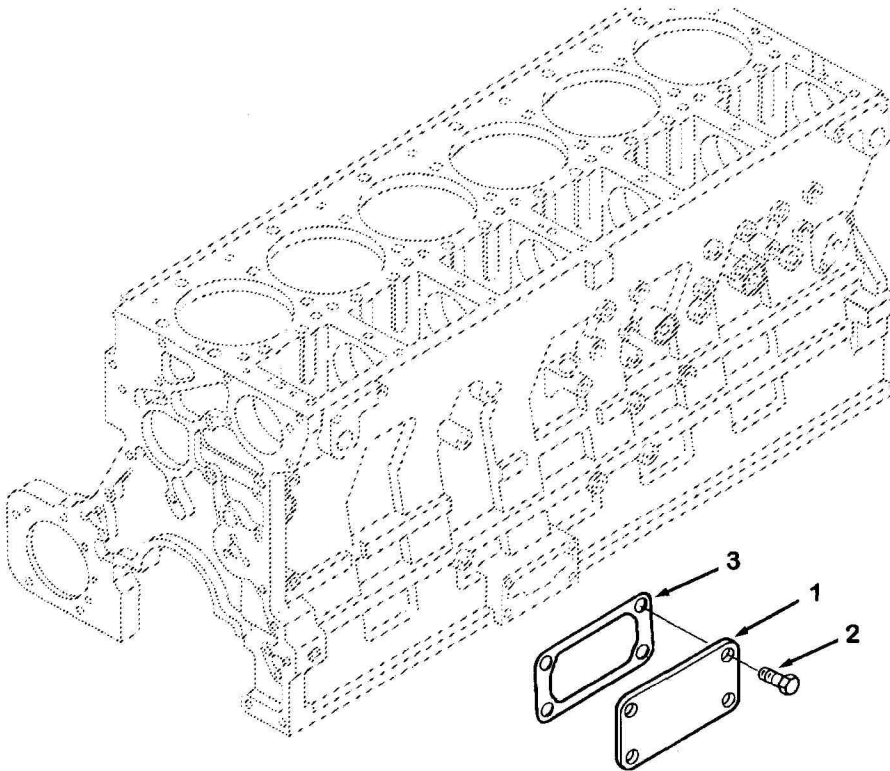
Ref No.	Part Number	Part Name	Req	Remarks
		<b>LUBE OIL PUMP OPTION LP2711</b>		
				Suction Tube Mtg Location: Oil Pan Mounted Lube Pump Capacity: 48 GPM Max.
1	3010146	Spring, Compression	1	
2	3068979	Plunger, Prs Regulator	1	
3	3069728	Sensor, Viscosity	1	
4	3821725	Plug, Retainer	1	
5	3895438	Screw, Hex Flange Head Cap	2	M8 x 1.25 x 60
6	3895439	Spacer, Mounting	2	
7	3895440	Screw, Hex Flange Head Cap	1	M8 x 1.25 x 25
8	4003950	Pump, Lubricating Oil	1	Recon equivalent 4003950 RX
9	3023525	Screw, Socket Head Cap	4	M8 x 1.25 x 20
10	3033247	Seal, O Ring	1	
11	3033248	Seal, O Ring	1	





ob207gn

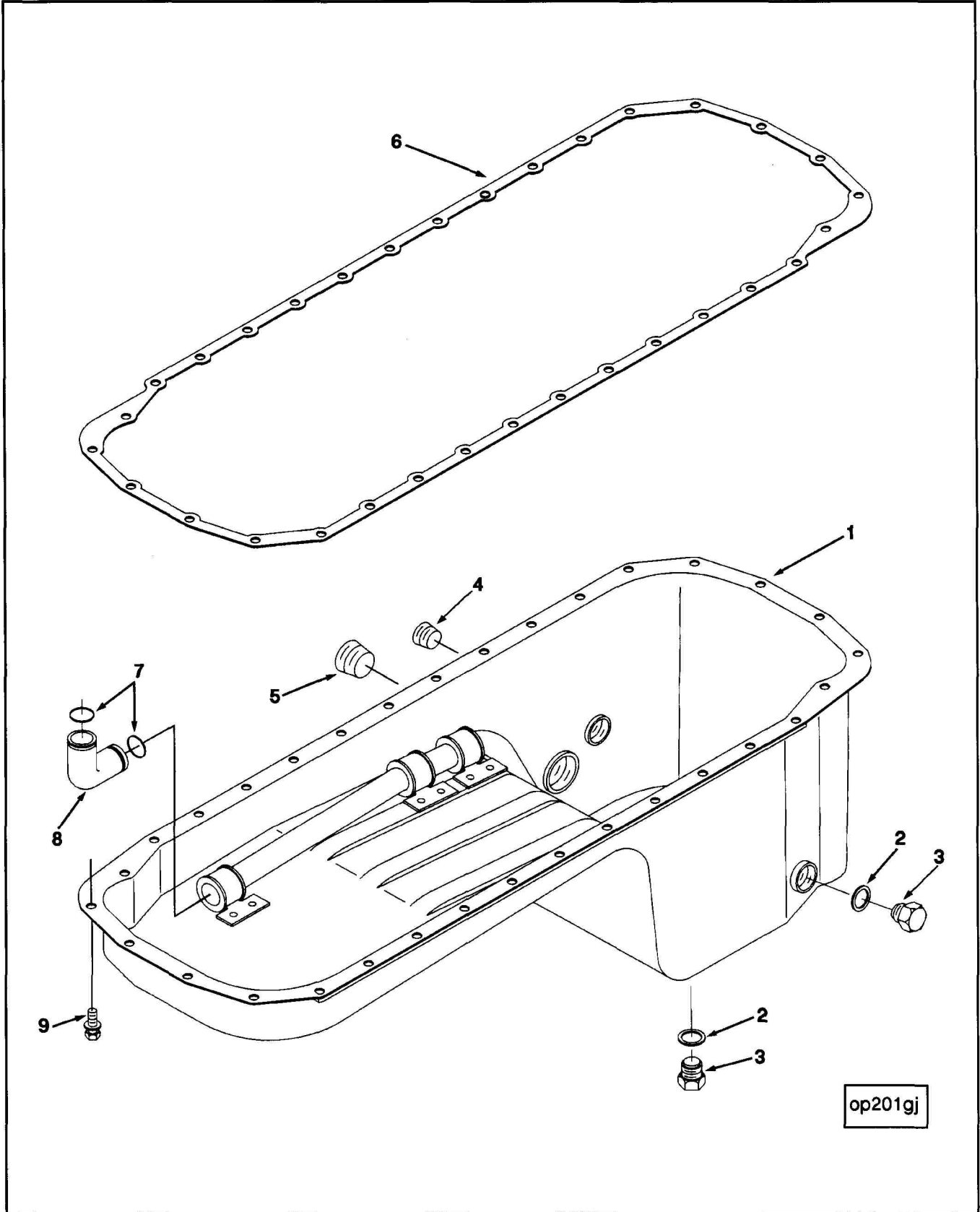
Ref No.	Part Number	Part Name	Req	Remarks
		<b>OIL FILLER ARRANGEMENT OPTION OB2409</b>		Oil Fill Supplier: No Provisions Dipstick Location: Right Side Rear HHC Dipstick Tube Attachment Method: 3/4-16 UNF Dipstick Guide Tube Horiz Distance: 110.9
1	3009887	Screw, Hexagon Head Cap	3	M10 x 1.50 x 22
2	3025295	Cover, Camshaft	1	
3	3025296	Gasket, Cover Plate	1	
4	3028684	Cover, Hand Hole	1	
5	3036230	Screw, Hexagon Head Cap	8	M10 x 1.50 x 20
6	3820470	Cover, Hand Hole	1	
7	3883472	Gasket, Hand Hole	2	
	(3892253)	Tag, Instruction	1	



ob207ge

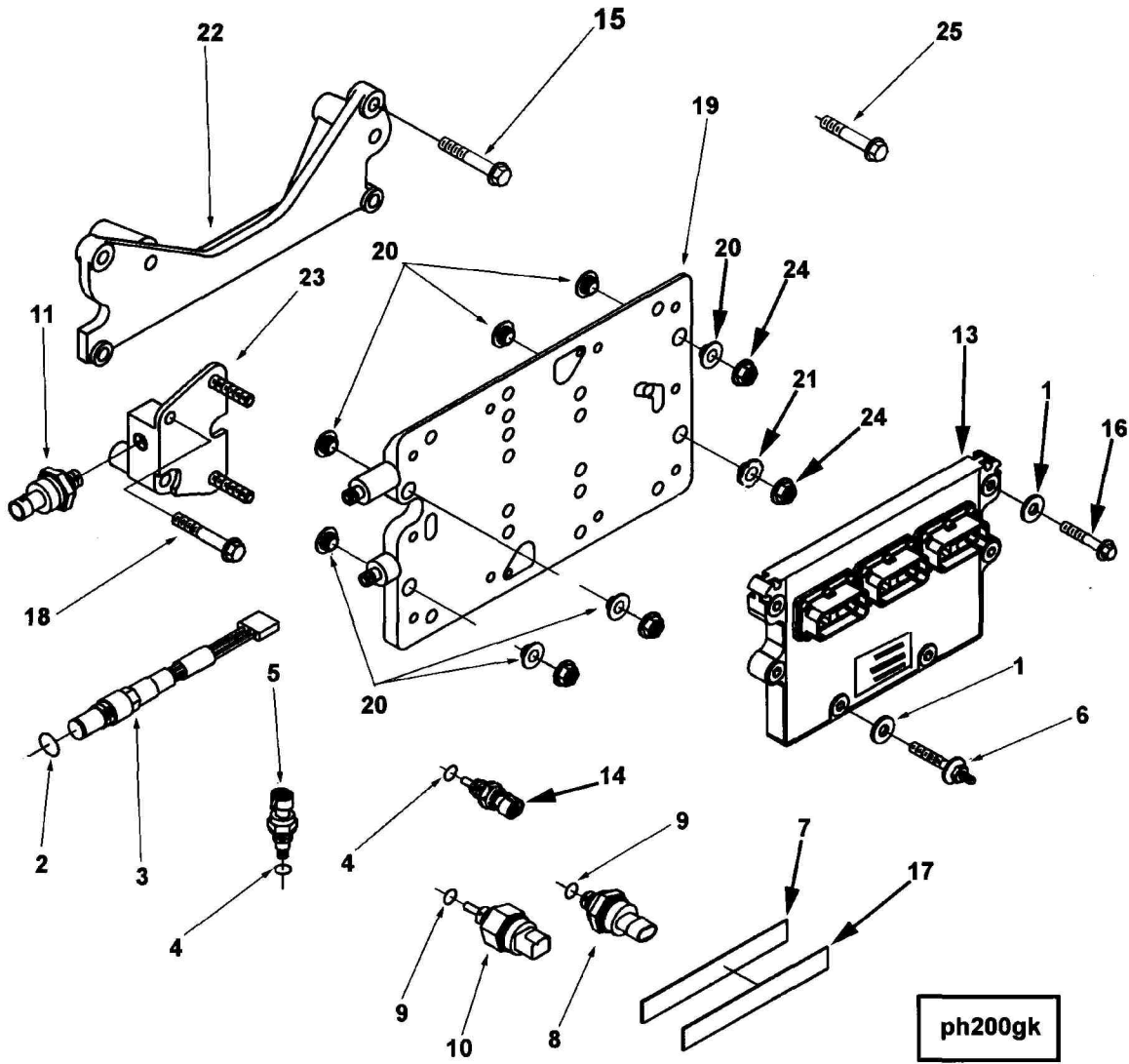
Ref No.	Part Number	Part Name	Req	Remarks
		<b>HAND HOLE COVER OPTION OB2701</b>		Left Side Dipstick Provision: None Left Side Oil Fill Provision: None Left Side Oil Return Provision: None CENTNEL Provision: No
1	3028684	Cover, Hand Hole	1	
2	3036230	Screw, Hexagon Head Cap	4	M10 x 1.50 x 20
3	3883472	Gasket, Hand Hole	1	



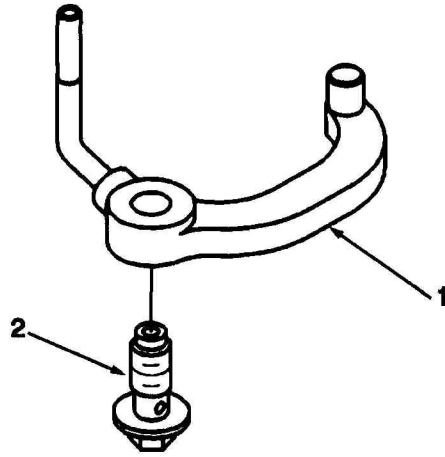




Ref No.	Part Number	Part Name	Req	Remarks
		<b>OIL PAN OPTION OP2048</b>		Oil Pan Sump Location: Rear Material: Stamped Steel High Oil Pan Capacity: 34.065 l (9.0 gal) Low Oil Pan Capacity: 26.495 l (7.0 gal) Angularity Limits: 45 Degrees Front Down 40 Degrees Rear Down 35 Degrees Fuel Pump Down 45 Degrees Exhaust Down Drain Location (1 inch-18 UNS): Bottom and Side Lube Oil Suction Tube: Oil Pan Mounted Noise Panel Provision: No Oil Heater Boss (1 inch NPTF): Right Side Oil Temperature Boss (1/2 inch NPTF): Right Side Low Oil Level Sensor Boss (3/8 inch NPTF): None Rust Inhibitor Required: NO
	4905350	Pan, Oil TLA	1	
1	(4905349)	Pan, Oil	1	
2	67946	Washer, Plain	2	1 1/32 inch
3	3055069	Plug, Threaded	2	1 - 18 UNS
4	3008468	Plug, Pipe	1	1/2 NPT
5	3008470	Plug, Pipe	1	1 NPT
6	3401290	Gasket, Oil Pan	1	
7	3032787	Seal, O Ring	2	
8	3882346	Tube, Lub Oil Transfer	1	
9	3896723	Screw, Hex Flange Head Cap	32	



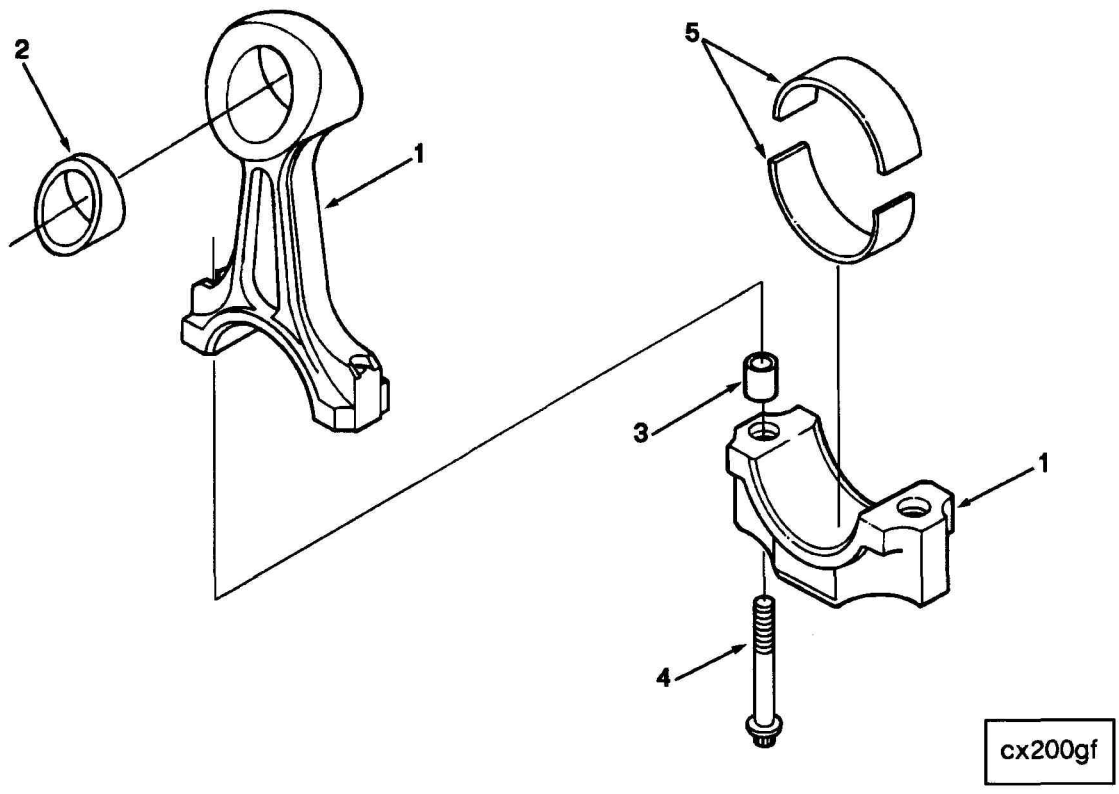
Ref No.	Part Number	Part Name	Req	Remarks
		<b>ELECTRONIC CONTROL COOLER OPTION PH2810</b>		Engine Control System: Celect ECM Version: CM570 P2 Or CM570 A30 ECM Loc: 581.1 Vert/153.4 Horz - Vertical position is measured from the crank C/L to the top of the ECM - Horizontal Position is measured from the FFOB to the front of the ECM
1	146161	Washer, Plain	3	3/8 inch
	3408503	Sensor, Position	1	Engine Position Sensor
2	3046201	Seal, O Ring	1	
3	(3408502)	Sensor, Position	1	
	3085185	Sensor, Temperature	1	Intake Manifold Temperature
4	3037537	Seal, O Ring	1	
5	(3085198)	Sensor, Temperature	1	
6	3161896	Screw, Hexagon Head Cap	2	M8 x 1.25 x 45
7	3161911	Tape	1	
	3330141	Sensor, Pressure	1	Intake Manifold Pressure
8	(3330142)	Sensor, Pressure	1	
9	3330159	Seal, O Ring	1	
	3417189	Sensor, Prs Temperature	1	Oil Pressure & Temperature
9	3330159	Seal, O Ring	1	
10	(3417190)	Sensor, Prs Temperature	1	
11	3331044	Sensor, Pressure	1	
13	(3408501)	Module, Electronic Control	1	Recon equivalent 3408501 RX
	3865346	Sensor, Temperature	1	
4	(4921574)	Seal, O Ring	1	
14	(3096153)	Sensor, Temperature	1	Water Temperature
15	3102651	Screw, Hex Flange Head Cap	3	M10 X 1.50 X 60
16	3901445	Screw, Hex Flange Head Cap	4	M8 x 1.25 x 45
17	3161910	Dataplate	1	
18	3903112	Screw, Hex Flange Head Cap	1	M10 x 1.50 x 30
	3166309	Cooler, Electronic Control	1	
19	(3335372)	Cooler, Electronic Control	1	
20	3335561	Washer, Insulating	7	
21	3335562	Washer, Insulating	1	
22	3406811	Support, Etr Cnt Module	1	
23	4059910	Support, Heat Exchanger	1	
24	3900589	Nut, Hexagon Flange	2	M8 x 1.25
25	3925437	Screw, Hex Flange Head Cap	4	M10 x 1.50 x 40



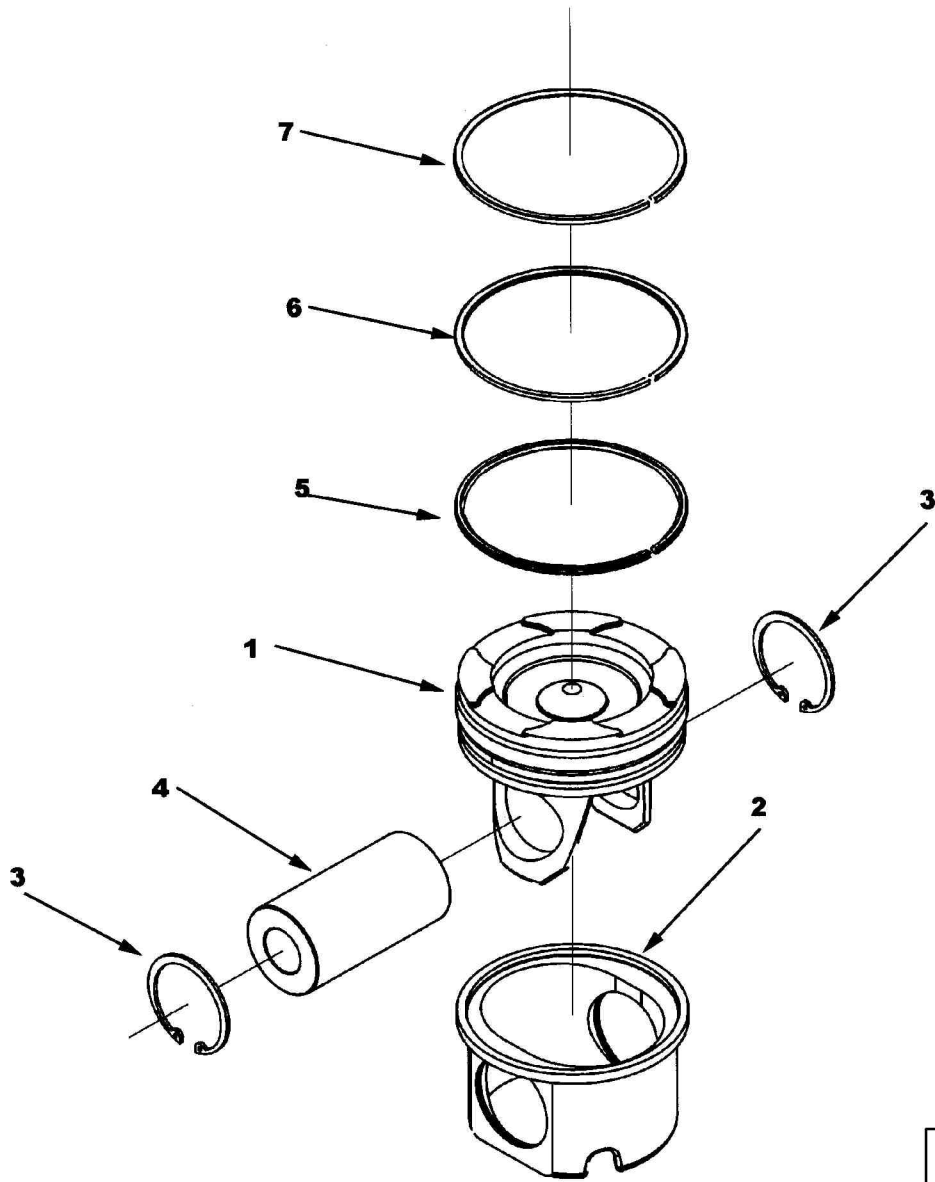
pn200gf

Ref No.	Part Number	Part Name	Req	Remarks
<b>PISTON COOLING NOZZLE OPTION PP8543</b>				
1	3080708	Nozzle, Piston Cooling	6	
2	3070393	Screw, Hex Flange Head Cap	6	M10 x 1.50 x 25





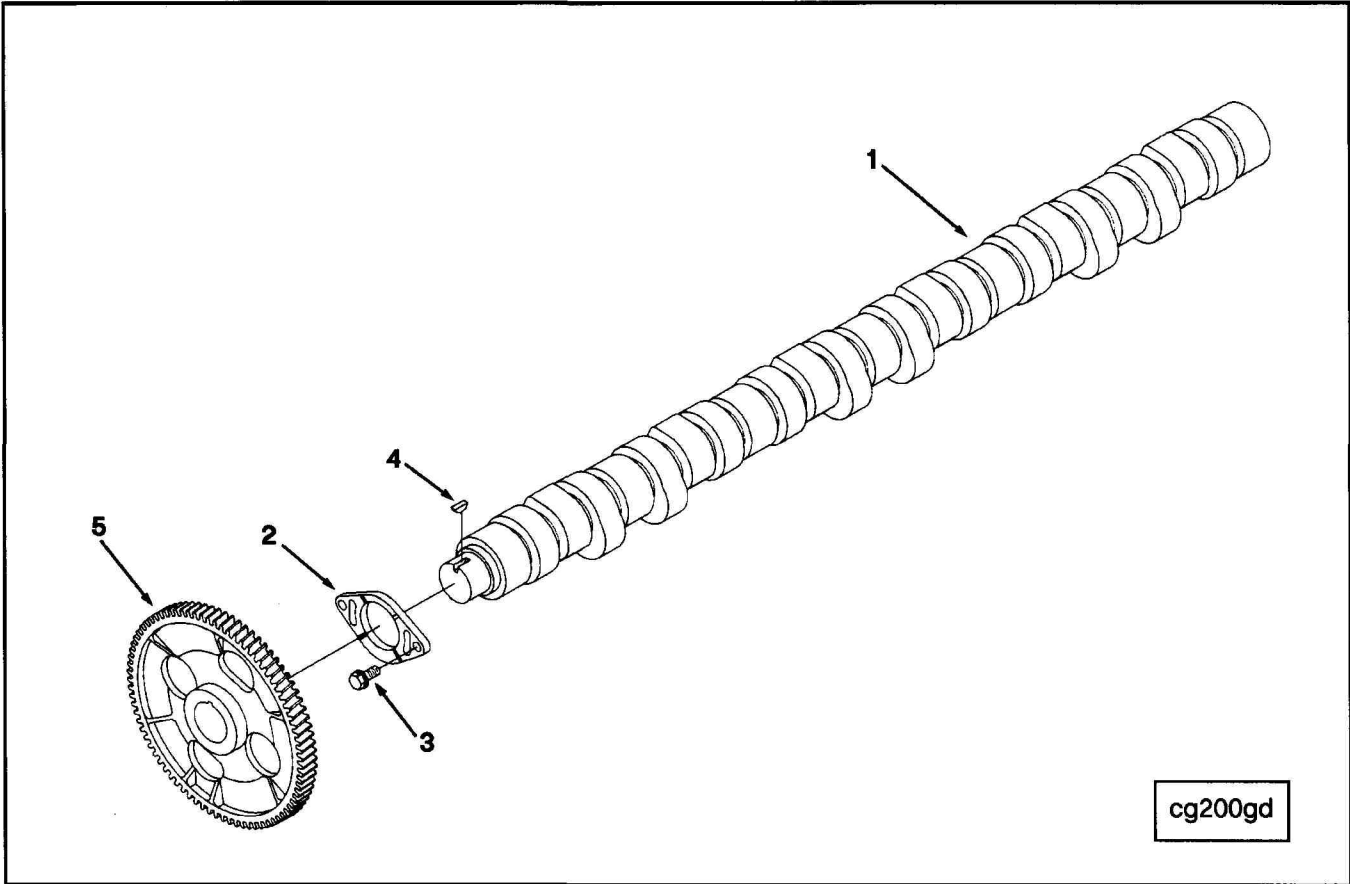
Ref No.	Part Number	Part Name	Req	Remarks
		<b>CONNECTING ROD OPTION PP8543</b>		Performance Parts Certified Model Name: QSM11 Timing Gear Code: KY CPL: 8543 Certified By: EPA,CARB,EU AFC Yes: ASA No EFC No: ETC Yes Manifold Type: Dry Engine Aspiration: Charged Air Cooled Engine Control System: Celect Application: Nonroad Power Turbine: N/A Design Phase: DEI Power Rating: NA ECM Version: CM Series Sentinel Provision: No Turbocharger Included: No Cert Level: Tier 3,Tier 3,StgIII. Recon equivalent 3899450 RX
1	3899450 (3896970)	Rod, Engine Connecting		
2	3896894	Rod, Engine Connecting	1	
3	3027106	Bushing	2	
4	3027108	Dowel, Ring	2	
		Screw, Connecting Rod Cap		
		<b>CONNECTING ROD BEARING</b>		
5	3016760	Bearing, Connecting Rod	12	Std
5	3016761	Bearing, Connecting Rod	12	0.25 MM Oversize
5	3016762	Bearing, Connecting Rod	12	0.50 MM Oversize
5	3016763	Bearing, Connecting Rod	12	0.75 MM Oversize
5	3016764	Bearing, Connecting Rod	12	1.00 MM Oversize



pi200ge

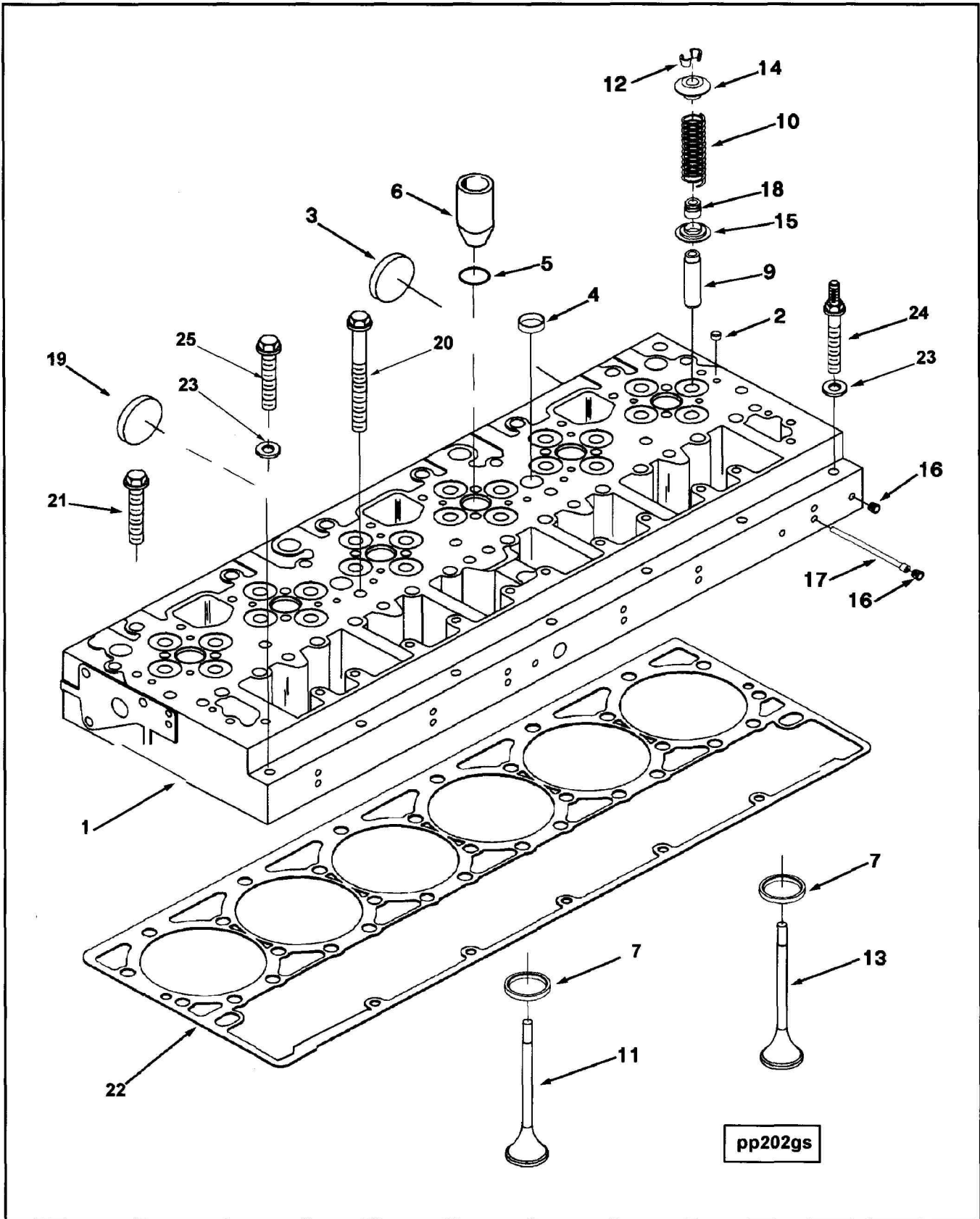


Ref No.	Part Number	Part Name	Req	Remarks
		<b>ENGINE PISTON KIT</b>		
		<b>OPTION PP8543</b>		Performance parts
	4089865	Kit, Engine Piston	6	
	(3103752)	Piston, Engine TLA	1	
1	(3103753)	Top, Piston	1	
2	(4070653)	Skirt, Piston	1	
3	3016652	Ring, Retaining	2	
4	4083244	Pin, Piston	1	
	3803977	Set, Piston Ring	6	
5	3102367	Ring, Oil Piston	1	Oil Ring
6	3899413	Ring, Compression Piston	1	2nd Ring
7	3893752	Ring, Compression Piston	1	Top Ring



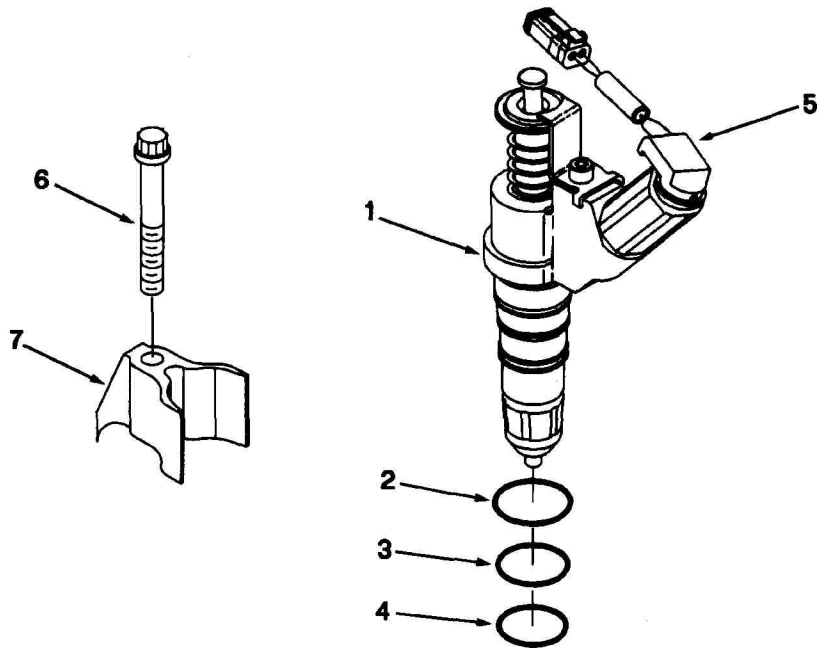
Ref No.	Part Number	Part Name	Req	Remarks
		<b>CAMSHAFT OPTION PP8543</b>		
1	4059893	Camshaft	1	CPL 2041
2	3896335	Support, Camshaft Thrust	1	
3	3822067	Screw, Captive Washer Cap	2	M10 x 1.50 x 25
4	3009953	Key, Plain Woodruff		
5	3401439	Gear, Camshaft	1	





pp202gs

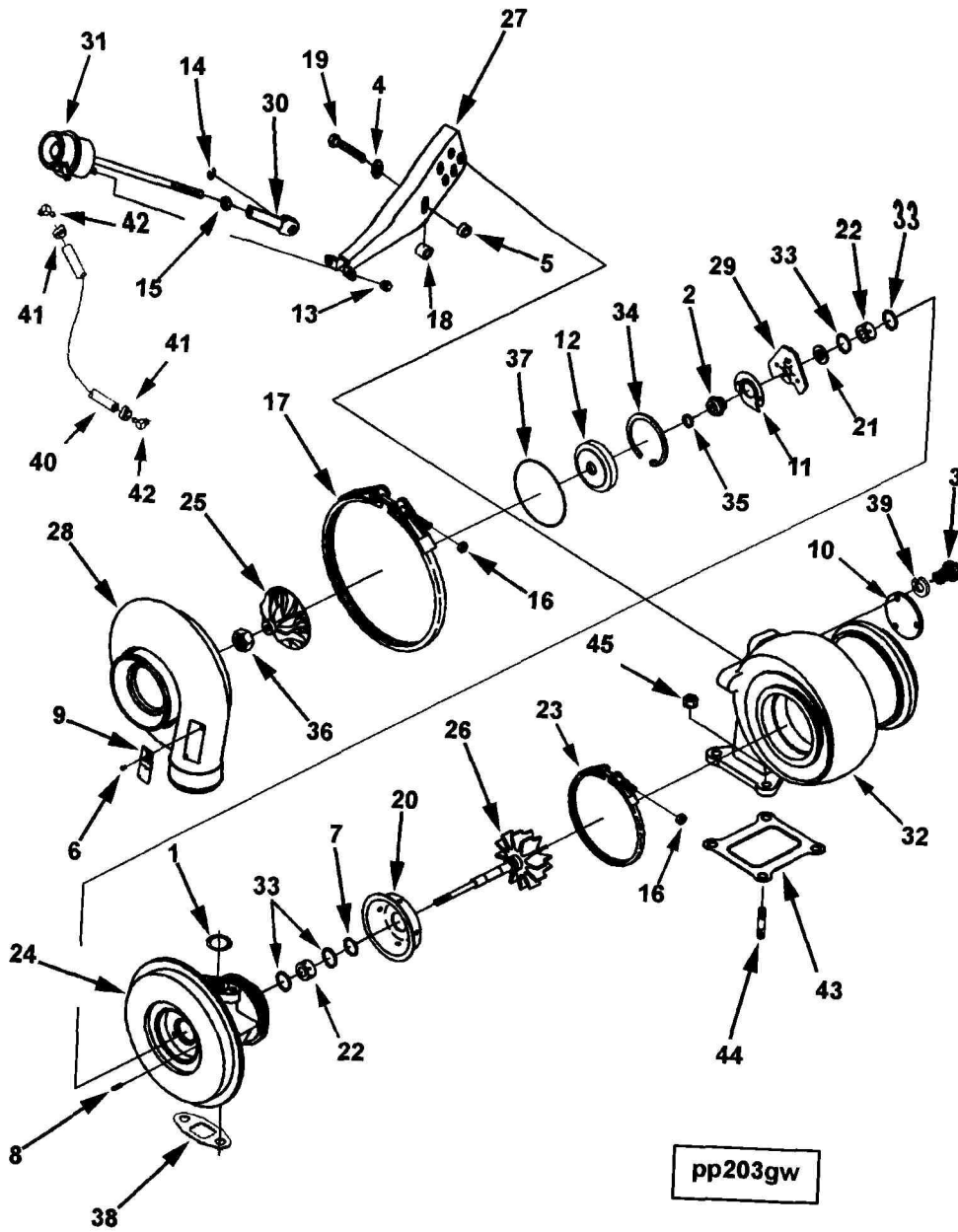
Ref No.	Part Number	Part Name	Req	Remarks
		<b>CYLINDER HEAD OPTION PP8543</b>		
	3103482	Head, Cylinder TLA	1	
1	(3103484)	Head, Cylinder	1	
2	3007632	Plug, Expansion	2	
3	206741	Plug, Expansion	2	
4	3007635	Plug, Expansion	8	
5	3035026	Seal, O Ring	6	
6	3417717	Sleeve, Injector	6	
7	3090704	Insert, Valve	24	
9	3328786	Guide, Valve Stem	24	
10	3895860	Spring, Valve	24	
	3800636	Kit, Intake Valve	12	
11	(3417778)	Valve, Intake	12	
12	3275354	Collet, Valve	24	
	3800637	Kit, Exhaust Valve	12	
13	(3417779)	Valve, Exhaust	12	
12	3275354	Collet, Valve	24	
14	3883512	Retainer, Valve Spring	24	
15	3070072	Guide, Valve Spring		
16	3008465	Plug, Pipe	16	1/8 NPT
17	3820749	Plug, Orifice	6	
18	4003966	Seal, Valve Stem	24	
19	3895479	Plug, Expansion	2	
		<b>MISCELLANEOUS PARTS</b>		
20	3045850	Screw, Hex Flange Head Cap	29	
21	4022907	Screw, Hex Flange Head Cap	3	M14 x 1.50 x 71
22	4022500	Gasket, Cylinder Head	1	
23	3328328	Washer, Sealing	7	
24	3328637	Screw, Hex Flange Head Cap	5	
25	3328379	Screw, Hex Flange Head Cap	2	
		<b>VALVE STEM GUIDE</b>		
	3417558	Guide, Valve Stem	A/R	.20 MM Oversize
		<b>OVERSIZE VALVE SEATS</b>		
	3028071	Insert, Valve		
	3028072	Insert, Valve		
	3028073	Insert, Valve		
	3028074	Insert, Valve		



fi200gj

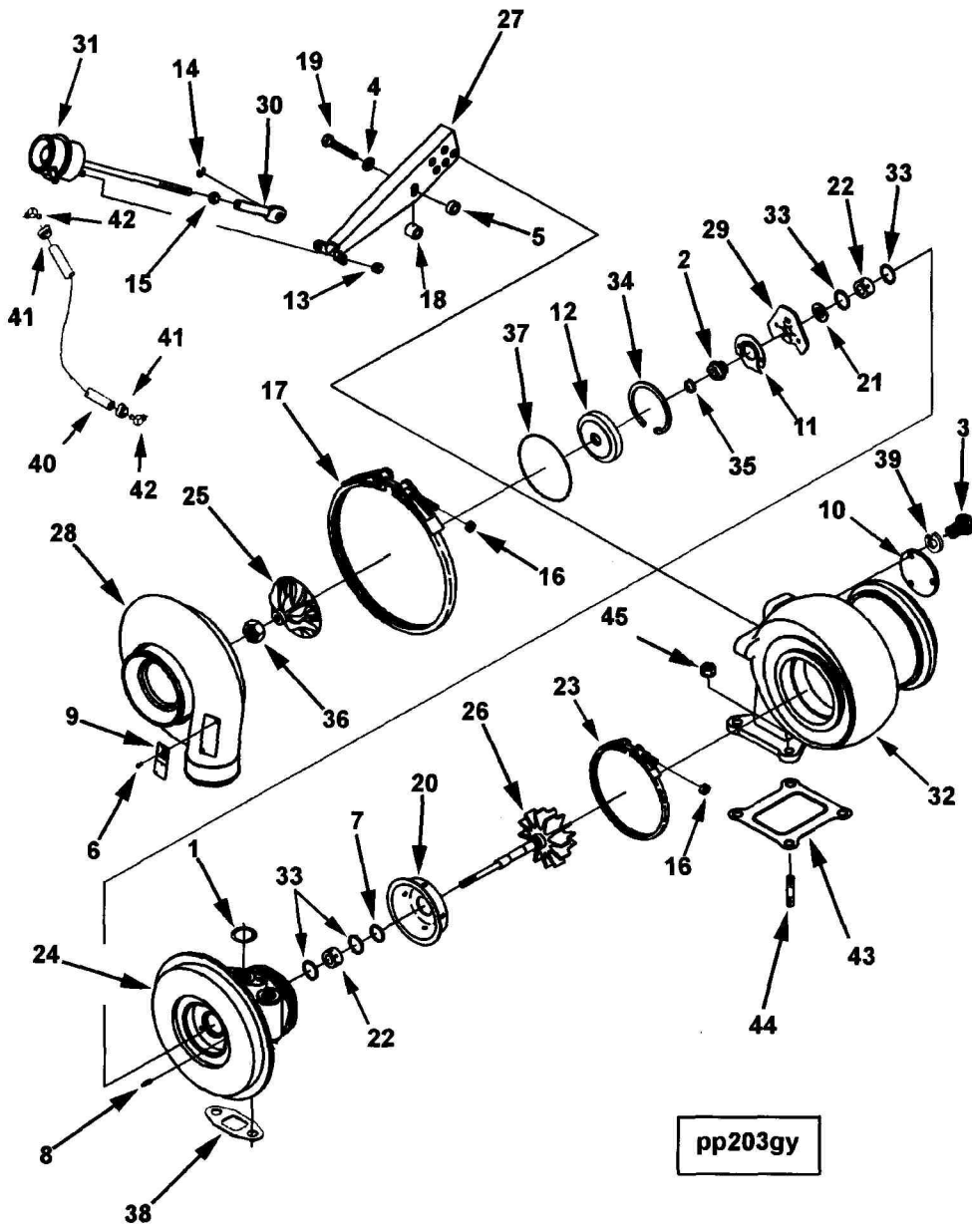
Ref No.	Part Number	Part Name	Req	Remarks
<b>INJECTORS OPTION PP8543</b>				
1	4903084	Injector	6	
2	3070136	Seal, O Ring	1	
3	3070137	Seal, O Ring	1	
4	3070138	Seal, O Ring	1	
5	3803682	Kit, Wiring Harness	1	
6	3882793	Screw, Twelve Point Cap	6	M10 x 1.25 x 75
7	4022914	Clamp, Injector	6	



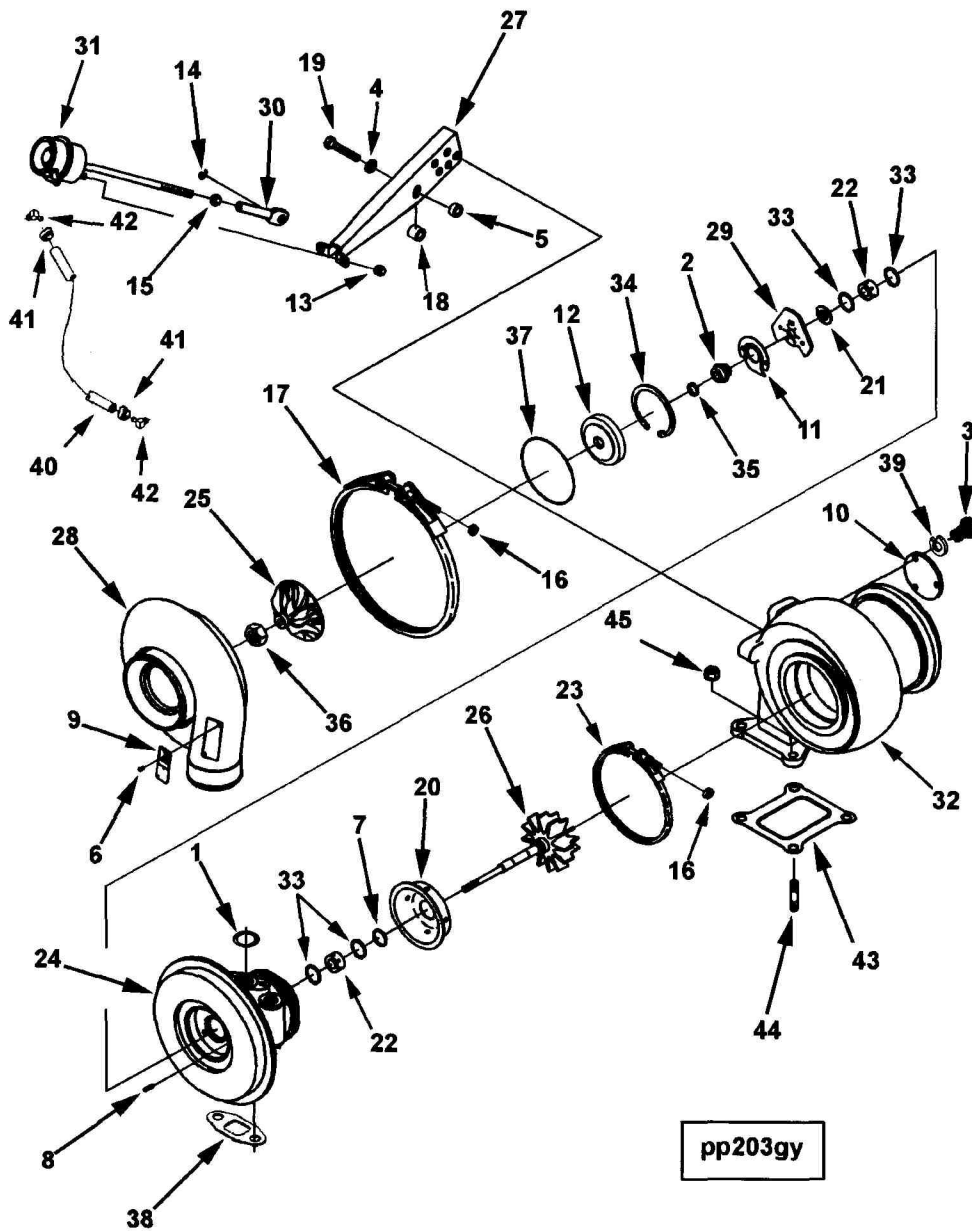




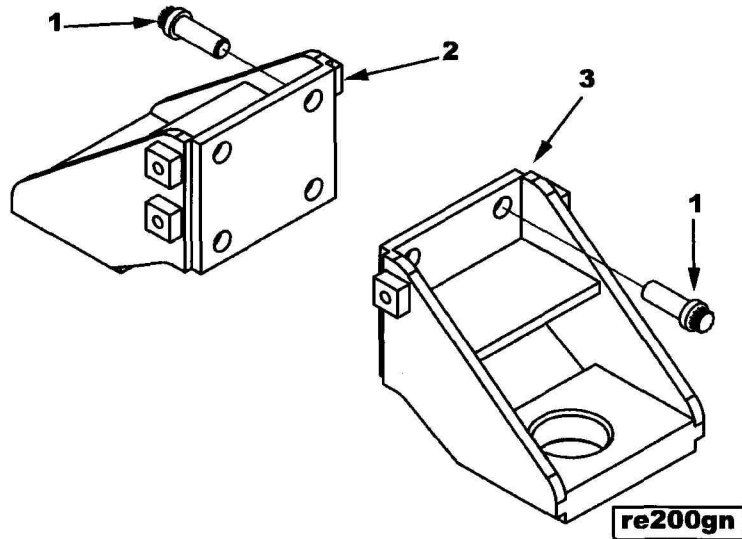
Ref No.	Part Number	Part Name	Req	Remarks
		<b>TURBOCHARGER</b>		
		<b>OPTION PP20035</b>		
				Turbocharger
				Engine Aspiration: Charged Air Cooled
				Turbo Mtg Flange Bolt Circle Diameter: 129.06mm (5.08in)
				Turbocharger Type: Wastegate
				Wastegate Rod-to-Crank Angle (Deg): 90
				Turbocharger Size/Model: 19cm squared HX55
				Closed Crankcase Ventilation Compatible: No
				CPL: 8543, 8544, 8545, 8546.
	4089858	Kit, Turbocharger	1	
	(4037625)	Turbocharger	1	
1	3037537	Seal, O Ring	1	
2	3502231	Slinger, Oil	1	
3	3759526	Screw, Hexagon Head Set	3	M6 x 1.00 x 12
4	(3504967)	Washer, Plain	3	
5	(3591206)	Spacer, Mounting	3	
6	3519163	Screw, Drive	2	
7	3521441	Seal, Split Ring	1	
8	3522597	Pin, Roll	2	
9	(3527619)	Dataplate	1	
10	3527651	Plate, Cover	1	
11	3528094	Baffle, Oil	1	
12	3528096	Plate, Oil Seal	1	
13	3528204	Nut, Lock	2	1/4 - 28 UNF.
14	3528221	Ring, Retaining	1	
15	3528414	Nut, Regular Hexagon Jam	1	
16	3529372	Nut, Regular Hexagon	2	1/4 - 28 UNF
17	3529852	Clamp, V Band	1	
18	3532195	Spacer, Mounting	3	
19	(3534292)	Screw, Hexagon Head Set	3	
20	3533038	Shield, Turbocharger Heat	1	
21	3534109	Collar, Thrust	1	
22	3534833	Bearing, Turbocharger	2	
23	3535399	Clamp, V Band	1	
24	3535575	Housing, Tur Bearing	1	
25	(4035887)	Impeller, Tur Compressor	1	
26	3535983	Shaft & Wheel	1	
27	(3591204)	Bracket, Actuator	1	
28	4036914	Housing, Compressor	1	
29	3591655	Bearing, Tur Thrust	1	
30	(3597518)	End, Adjusting Link	1	
31	(4037622)	Actuator, Turbocharger	1	
32	(3592774)	Housing, Turbine	1	
33	3709510	Ring, Retaining	4	
34	3723863	Ring, Retaining	1	
35	3758848	Seal, Split Ring	1	
36	3760250	Nut, Lock	1	M8 X 1.25.
37	3762915	Seal, O Ring	1	
38	3899343	Gasket, Turbocharger	1	
39	(3518004)	Washer, Lock	3	M6
40	3538468	Hose, Plain	1	
41	3914420	Clamp, Hose	2	10.5 - 13mm
42	3528121	Coupling, Elbow Hose	2	Holset Part Sold Only in Kits
43	3088984	Gasket, Turbocharger	1	
44	3095798	Stud	2	
45	3818824	Nut, Hexagon Flange	4	M10 x 1.50



Ref No.	Part Number	Part Name	Req	Remarks
		<b>TURBOCHARGER OPTION PP20038</b>		Turbocharger Engine Aspiration: Charged Air Cooled Turbocharger Cooling: Water Cooled Bearing Housing Turbo Mtg Flange Bolt Circle Diameter: 129.06mm (5.08in) Turbocharger Type: Wastegate Wastegate Rod-to-Crank Angle (Deg): 90 Turbocharger Size/Model: 19cm squared HX55 Closed Crankcase Ventilation Compatible: No CPL: 8543, 8544, 8545, 8546.
	4089860	Kit, Turbocharger	1	
	(4037629)	Turbocharger	1	
1	3037537	Seal, O Ring	1	
2	3502231	Slinger, Oil	1	
3	3759526	Screw, Hexagon Head Set	3	M6 x 1.00 x 12
4	(3504967)	Washer, Plain	3	Holset Part Sold Only in Kits
5	(3591206)	Spacer, Mounting	3	
6	3519163	Screw, Drive	2	
7	3521441	Seal, Split Ring	1	
8	3522597	Pin, Roll	2	
9	(3527619)	Dataplate	1	
10	3527651	Plate, Cover	1	
11	3528094	Baffle, Oil	1	
12	3528096	Plate, Oil Seal	1	
13	3528204	Nut, Lock	2	1/4-28 UNF
14	3528221	Ring, Retaining	1	Holset Part Sold Only In Kits
15	(3528414)	Nut, Regular Hexagon Jam	1	Holset Part Sold Only In Kits
16	3529372	Nut, Regular Hexagon	2	1/4-28 UNF
17	3529852	Clamp, V Band	1	
18	3532195	Spacer, Mounting	3	
19	(3534292)	Screw, Hexagon Head Set	3	
20	3533038	Shield, Turbocharger Heat	1	
21	3534109	Collar, Thrust	1	
22	3534833	Bearing, Turbocharger	2	
23	3535399	Clamp, V Band	1	
24	(3593343)	Housing, Tur Bearing	1	
25	(4035887)	Impeller, Tur Compressor	1	
26	3535983	Shaft & Wheel	1	
27	(3591204)	Bracket, Actuator	1	
28	4036914	Housing, Compressor	1	
29	3591655	Bearing, Tur Thrust	1	
30	(3597518)	End, Adjusting Link	1	
31	(4037622)	Actuator, Turbocharger	1	
32	(3592774)	Housing, Turbine	1	
33	3709510	Ring, Retaining	4	
34	3723863	Ring, Retaining	1	
35	3758848	Seal, Split Ring	1	
36	3760250	Nut, Lock	1	M8 X 1.25.
37	3762915	Seal, O Ring	1	
38	3899343	Gasket, Turbocharger	1	
39	(3518004)	Washer, Lock	3	M6
40	3538468	Hose, Plain	1	
41	3914420	Clamp, Hose	2	10.5 - 13mm
42	3528121	Coupling, Elbow Hose	2	Holset Part Sold Only in Kits
43	3088984	Gasket, Turbocharger	1	
44	3095798	Stud	2	

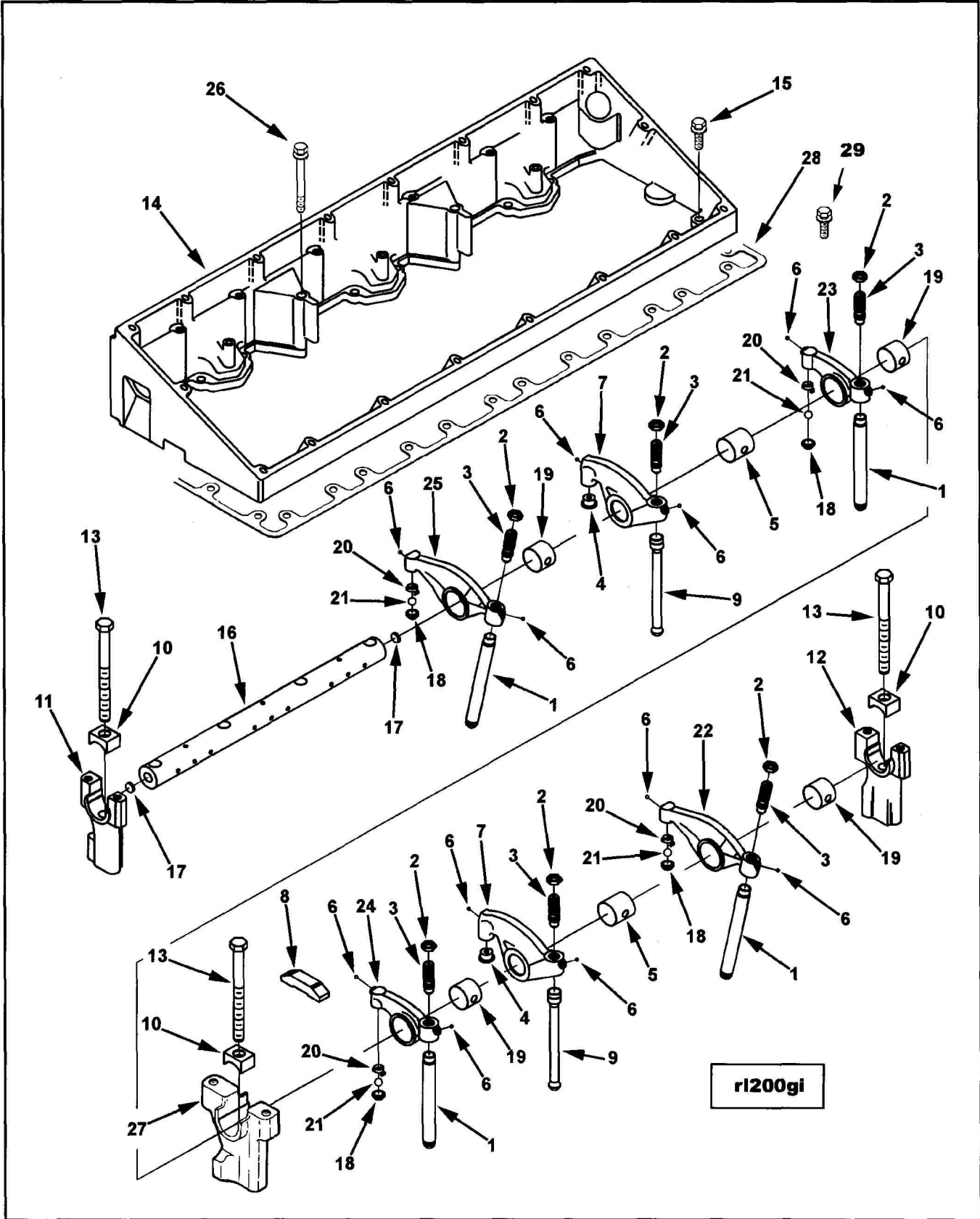


Ref No.	Part Number	Part Name	Req	Remarks
45	3818824	Nut, Hexagon Flange	4	M10 x 1.50



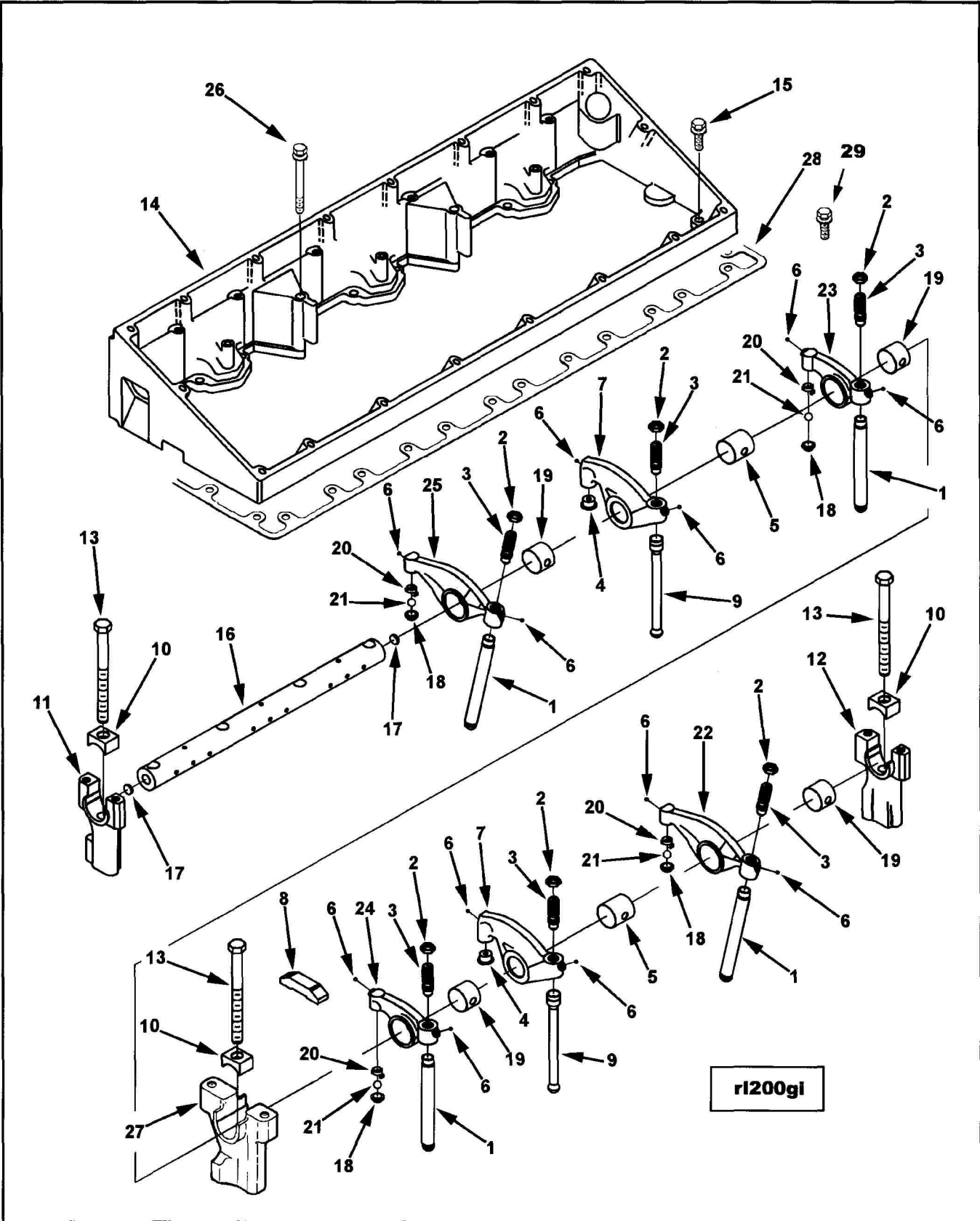
Ref No.	Part Number	Part Name	Req	Remarks
		<b>REAR ENGINE SUPPORT OPTION RE2024</b>		
1	3820336	Screw, Twelve Point Cap	8	Rear Engine Support Power Angle (Degrees): 0 Engine Lateral Offset: No Rear PTO Compatible: No Chassis Style: Terex TA30. 5/8 - 11 X 1 3/4 Inch.
2	4082939	Support, Flywheel Housing	2	



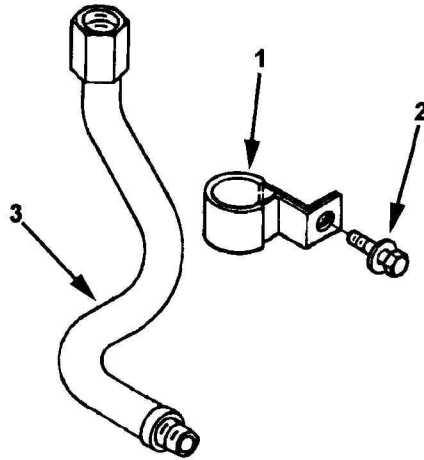




Ref No.	Part Number	Part Name	Req	Remarks
		<b>ROCKER LEVER OPTION RL2711</b>		Engine Brake Supplier: Customer or None Engine Control System: Celect & IS2 Injector Harness Pass Through Loc: Front
1	3068390	Rod, Push	12	
	3069020	Lever, Rocker (t/a)	6	Injector Cylinder 1,2,3,4,5,6
2	3066257	Nut, Regular Hexagon Jam	1	9/16 - 18 UNF
3	3066644	Screw, Slotted Set	1	9/16 - 18 UNF
	(3068948)	Lever, Rocker	1	
4	3066643	Socket, Tappet	1	
5	3067871	Bushing	1	
6	3067941	Plug, Ball	2	
	(3896642)	Lever, Rocker	1	
8	3070175	Crosshead, Valve	6	
9	3076046	Rod, Push	6	
10	3077444	Clamp, Retaining	8	
11	3079661	Support, Rocker Lever	2	
12	3079662	Support, Rocker Lever	2	
13	3080722	Screw, Hexagon Head Cap	8	
14	3098722	Housing, Rocker Lever	1	
15	3161093	Screw, Captive Washer Cap	14	M10 x 1.50 x 35
	3417765	Shaft, Rocker Lever	2	
16	(3417767)	Shaft, Rocker Lever	1	
17	(4060417)	Plug, Expansion		
	4003911	Lever, Rocker (TLA)	3	Exhaust cylinders 1,3,5
2	3066257	Nut, Regular Hexagon Jam	1	9/16 - 18 UNF
3	3066644	Screw, Slotted Set	1	9/16 - 18 UNF
18	(3417922)	Socket, Rocker Lever	1	
	(4003907)	Lever, Rocker	1	
6	3067941	Plug, Ball	2	
19	3019733	Bushing	1	
20	(3417923)	Retainer, Socket	1	
21	(3418003)	Plug, Ball	1	
22	(4003903)	Lever, Rocker	1	
	4003912	Lever, Rocker (TLA)	3	Intake cylinders 1,3,5
2	3066257	Nut, Regular Hexagon Jam	1	9/16 - 18 UNF
3	3066644	Screw, Slotted Set	1	9/16 - 18 UNF
18	(3417922)	Socket, Rocker Lever	1	
	(4003908)	Lever, Rocker	1	
6	3067941	Plug, Ball	2	
19	3019733	Bushing	1	
20	(3417923)	Retainer, Socket	1	
21	(3418003)	Plug, Ball	1	
23	(4003904)	Lever, Rocker	1	
	4003913	Lever, Rocker (TLA)	3	Intake cylinders 2,4,6
2	3066257	Nut, Regular Hexagon Jam	1	9/16 - 18 UNF
3	3066644	Screw, Slotted Set	1	9/16 - 18 UNF
18	(3417922)	Socket, Rocker Lever	1	
	(4003909)	Lever, Rocker	1	
6	3067941	Plug, Ball	2	
19	3019733	Bushing	1	
20	(3417923)	Retainer, Socket	1	
21	(3418003)	Plug, Ball	1	
24	(4003905)	Lever, Rocker	1	
	4003914	Lever, Rocker (TLA)	3	Exhaust cylinders 2,4,6
2	3066257	Nut, Regular Hexagon Jam	1	9/16 - 18 UNF
3	3066644	Screw, Slotted Set	1	9/16 - 18 UNF

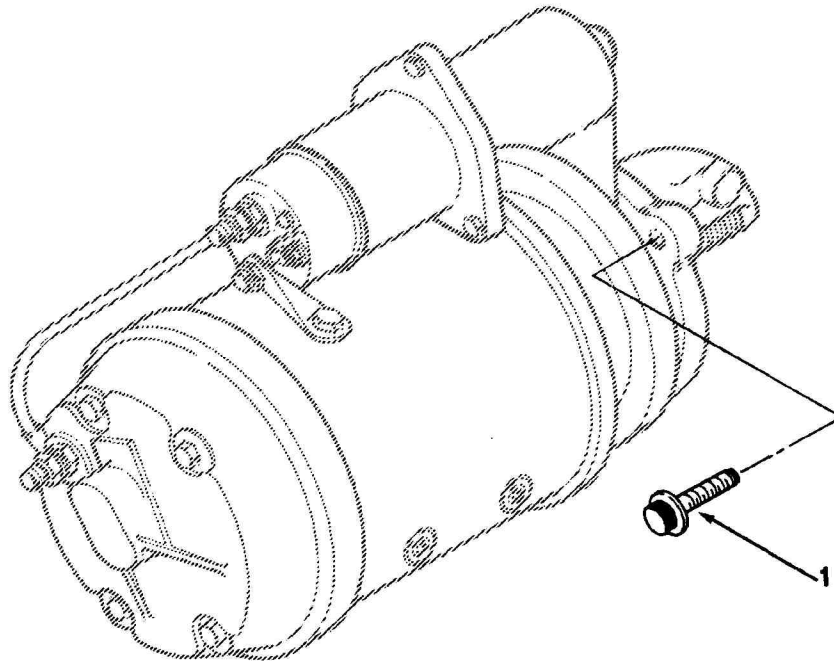


Ref No.	Part Number	Part Name	Req	Remarks
18	(3417922)	Socket, Rocker Lever	1	
	(4003910)	Lever, Rocker	1	
6	3067941	Plug, Ball	2	
19	3019733	Bushing	1	
20	(3417923)	Retainer, Socket	1	
21	(3418003)	Plug, Ball	1	
25	(4003906)	Lever, Rocker	1	
26	3892105	Screw, Captive Washer Cap	4	M10 x 1.50 x 100
27	3893584	Support, Rocker Lever	4	
28	4070529	Gasket, Rkr Lever Housing	1	
29	4083245	Screw, Captive Washer Cap	6	M10 x 1.50 x 35




rp200gd

Ref No.	Part Number	Part Name	Req	Remarks
<b>RADIATOR PLUMBING OPTION RP2708</b>				
1	3073750	Clip	1	Engine Aspiration: Charged Air Cooled Front Lifting BRKT MTG Loc: Intake Manifold Grid Heater MTG Provision: No Int Manif/Aftrclr Mtg Flange Thickness: 25mm (0.98")
2	3820186	Screw, Captive Washer Cap	1	
3	3883780	Hose, Flexible	1	



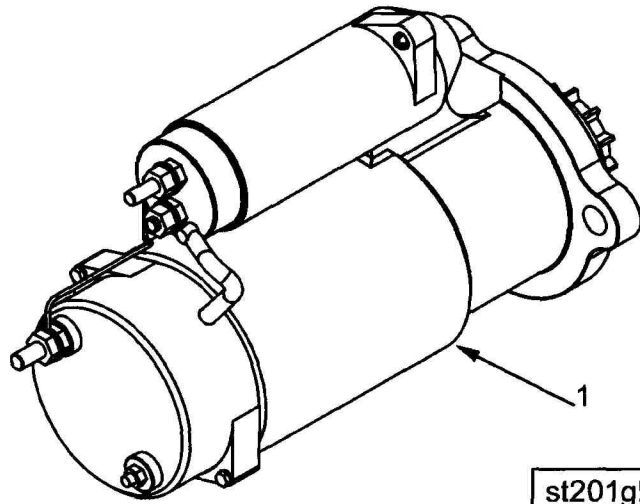
st200gb

Ref No.	Part Number	Part Name	Req	Remarks
1	3103427	<p align="center"><b>STARTING MOTOR MOUNTING OPTION SM2704</b></p> <p>Screw, Twelve Point Cap</p>	3	<p>Starting Motor Mounting Screws: SAE Clutch Type Provision: Dry</p>

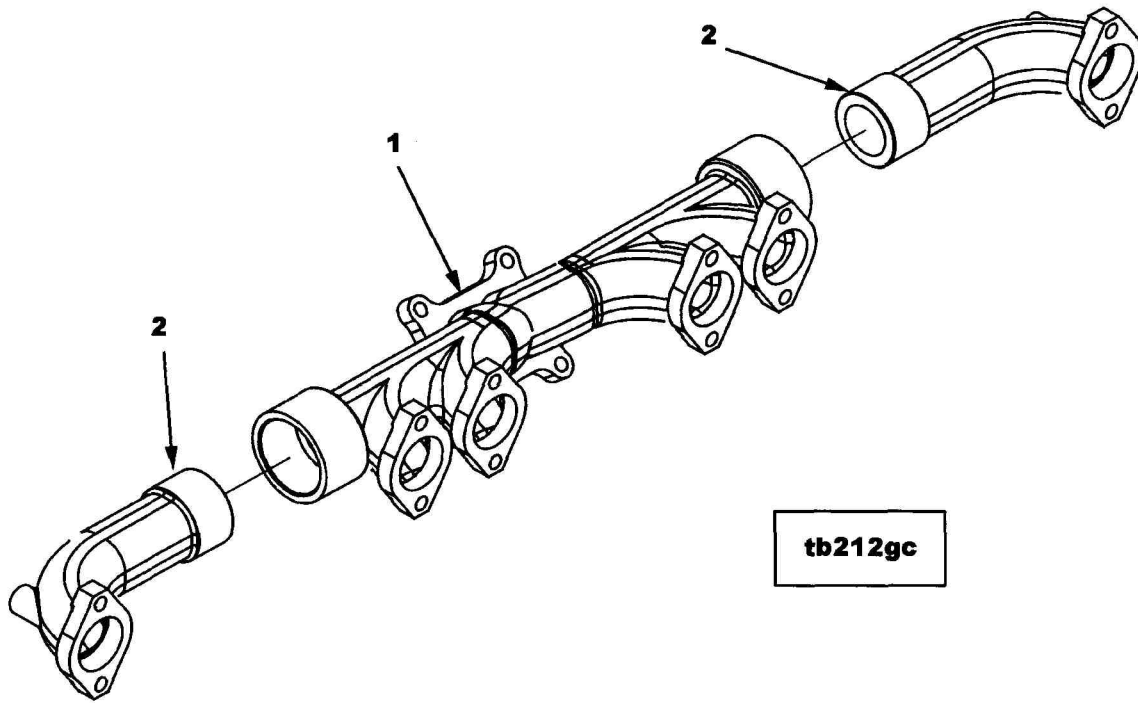


sz200gb

Ref No.	Part Number	Part Name	Req	Remarks
1	3045666	<p style="text-align: center;"><b>FAN PILOT SPACER OPTION SP2006</b></p> <p>Spacer, Fan</p>	1	<p>Spacer thickness :12.7 mm (0.5 In)                      Fan pilot Dia.: 50.8 mm (2 in).                      Fan pilot bolt circle dia. : : 88.90 mm (3.5 in).                      Fan Mtg Bolt Circle Dia. : 88.90 mm (3.5 In)</p>

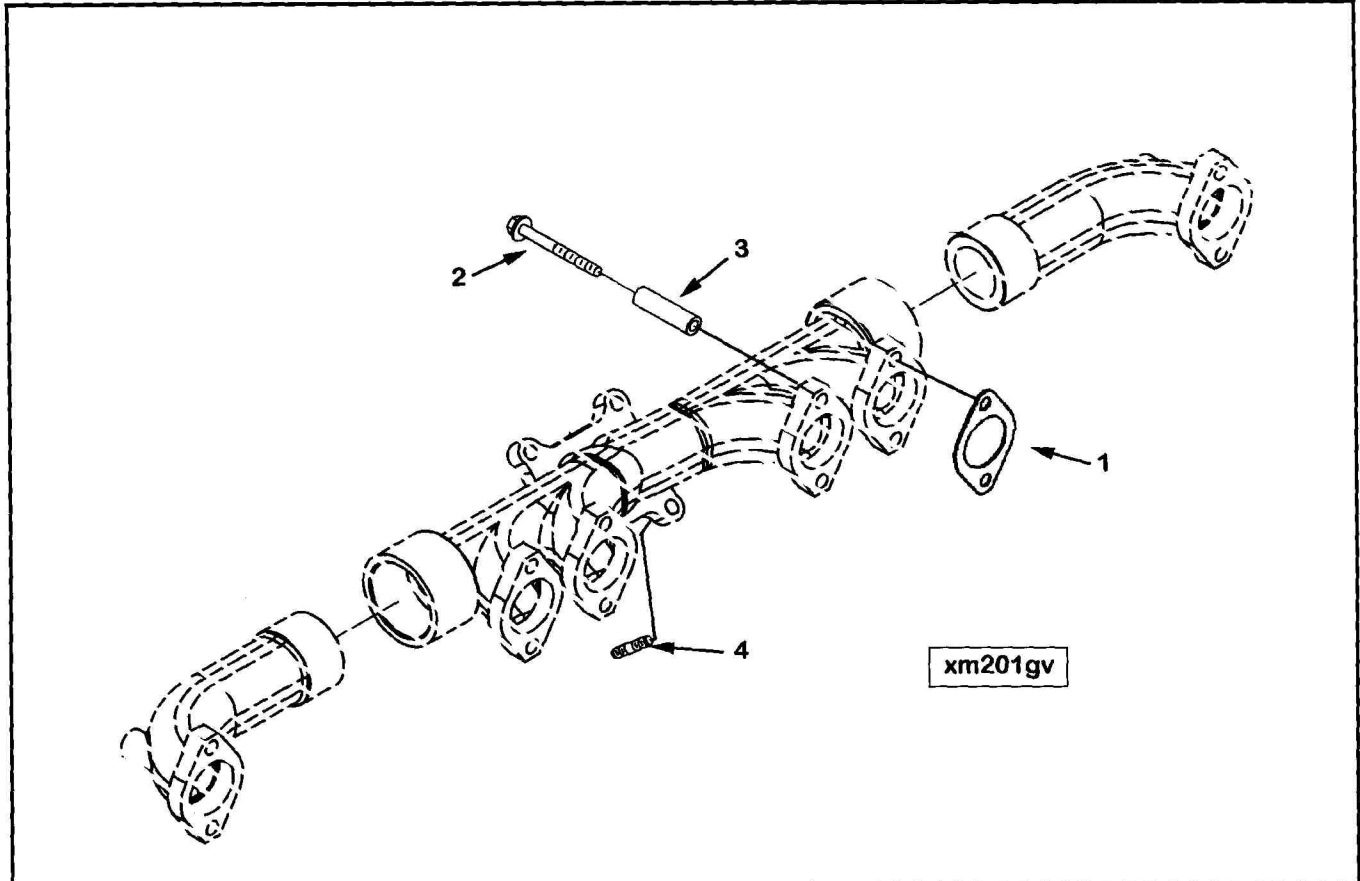


Ref No.	Part Number	Part Name	Req	Remarks
1	3103916	<p style="text-align: center;"><b>STARTING MOTOR OPTION ST2026</b></p> <p>Motor, Starting</p>	1	<p>Starting Motor                      Manufacturer: Delco Remy                      Model: 39 MT-HD                      Voltage: 24                      Rotation: Right Hand                      Solenoid Angle (degrees): 82                      Length: 360.0mm (14.17in)                      Power Supply: Electric                      Cummins Branded: Yes                      Ground Wire Included: No.</p>

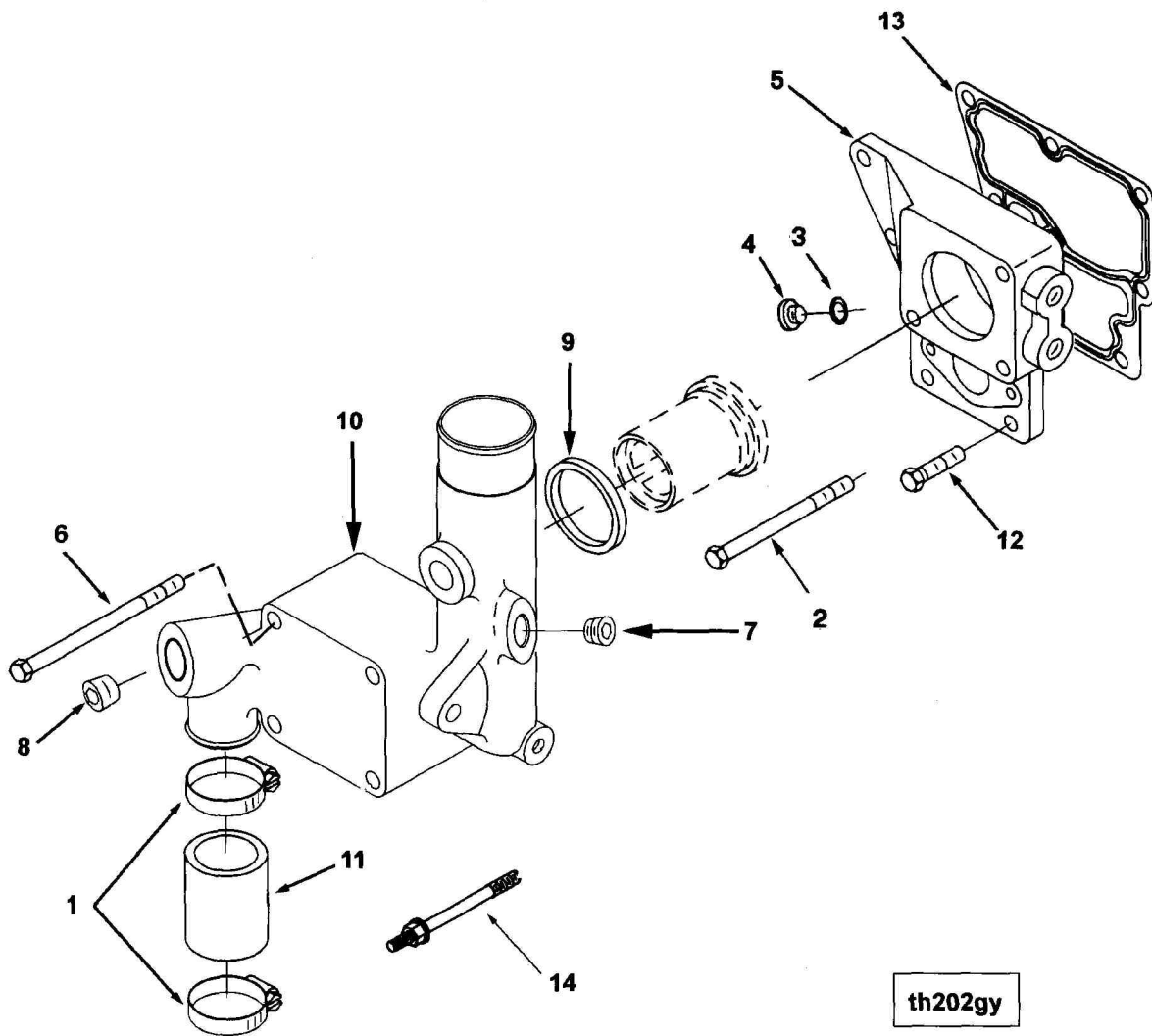


Ref No.	Part Number	Part Name	Req	Remarks
		<b>TURBOCHARGER ARRANGEMENT OPTION TB2323</b>		Turbocharger Arrangement Engine Aspiration: Charged Air Cooled Turbocharger Location: Low Mount Exhaust Outlet Location: Rear Out Turbo Outlet Conn Flange OD: 146.05mm (5.75in) Turbocharger Type: Wastegate Turbo C/L Vertically from Crank C/L: 353.00mm (13.9in) Turbo C/L Horizontally from Crank C/L: 361.00mm (14.21in) Exhaust Manifold Mtg Included: No Turbo Oil Supply Line Type: O Ring Face Seal Turbo Mtg Flange Bolt Circle Diameter: 129.06mm (5.08in) Intake Manifold Included: In IMI Option Closed Crankcase Ventilation Compatible: No Turbocharger Model: HX55 FFOB to Turbo Compressor Inlet Flange: 293, 294, or 269mm.
1	3090915	Manifold, Exhaust	1	
2	4003994	Manifold, Exhaust	2	Front and Rear

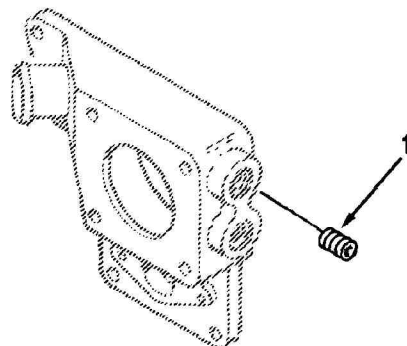




Ref No.	Part Number	Part Name	Req	Remarks
<b>EXHAUST MANIFOLD OPTION TB2723</b>				
1	3328948	Gasket, Exhaust Manifold	6	OEM Clamping Plate Supplied: No Turbocharger Loc: Low, Mid or Top Mount Stud Quantity: 2
2	3818121	Screw, Hex Flange Head Cap	12	
3	3818124	Spacer, Mounting	12	
4	3818823	Stud	2	

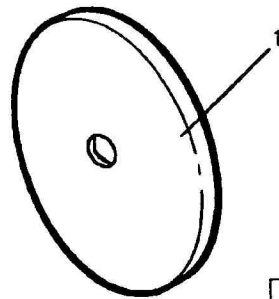


Ref No.	Part Number	Part Name	Req	Remarks
		<b>THERMOSTAT HOUSING OPTION TH2086</b>		Thermostat Housing Water Outlet Connection Style: Cast On Water Outlet Outside Diameter: 57mm (2.24in) Water Outlet Direction: Vertical Thrm Spt Top Front Wtr Port Size: 3/8 NPTF Thrm Spt Bottom Front Wtr Port Size: 9/16-18 UNF Thrm Spt Rear Wtr Port Size: 9/16 UNF Water Outlet Horizontal Distance: 204.6mm (8.06in) Water Outlet Vertical Distance: 508mm (20in) Wtr Out Horizontal Distance From FFOB: 17.5mm (0.69in) OEM Attachment Stud Location: Upper Left, Lower Left, Lower Right Alt Mtg Tab Vertical from Crank C/L: 362.96mm (14.29in) Thermostat Opening Temp: 82 C (179.6 f) Thermostat Full Open Temp: 94 C (201.2 f) Thermostat Vent Arrangement: Non-Vented Thermostat Quantity: 1 Lube Cooler Mounting Hole Quantity: Four.
1	3008690	Clamp, Hose	2	1 3/4 - 2 1/4 inch
2	3017502	Screw, Hexagon Head Cap	1	M10 x 1.50 x 120
	4083195	Support, Thm Housing	1	
	3037536	Plug, Threaded	1	9/16 - 18 UNF
3	3037537	Seal, O Ring	1	
4	(3040813)	Plug, Threaded	1	
5	(4083188)	Support, Thm Housing	1	
6	3081347	Screw, Hexagon Head Cap	2	M10 x 1.50 x 145
	3406883	Housing, Thermostat	1	
7	3008468	Plug, Pipe	1	1/2 NPT
8	3008469	Plug, Pipe	1	3/4 NPT
	(3406882)	Housing, Thermostat	1	
9	186780	Seal, Thermostat	1	
10	3161913	Housing, Thermostat	1	
11	3820667	Hose, Plain	1	
12	3820988	Screw, Hexagon Head Cap	3	M10 x 1.50 x 35
13	3893692	Gasket, Support	1	
14	3081350	Screw, Hexagon Head Cap	2	M10 x 1.50 x 172



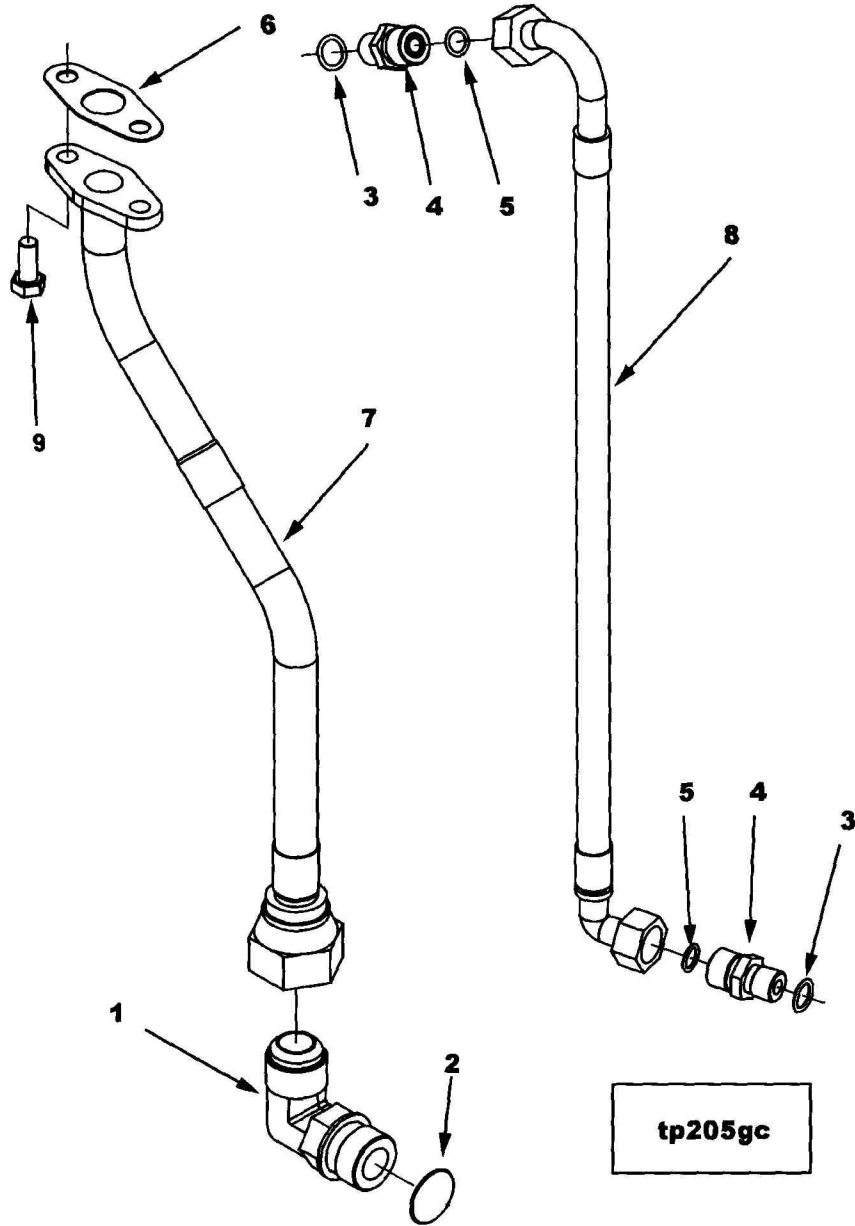
cc200gx

Ref No.	Part Number	Part Name	Req	Remarks
1	3013786	<p style="text-align: center;">THERMOSTAT HSG PLUMBING OPTION TH2762</p> <p>Plug, Pipe</p>	1	<p>Thrm Spt Top Front Wtr Port: 3/8 NPTF Plugged Thrm Spt Bottom Front Wtr Port: 9/16-18 UNF Open</p> <p>3/8 NPT</p>

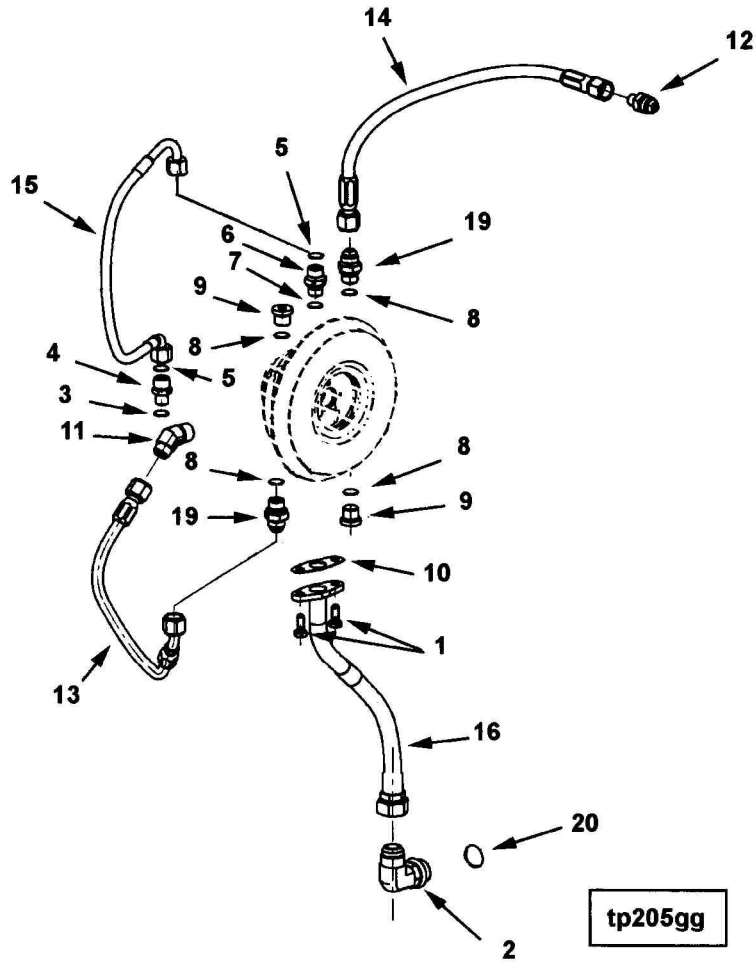


tc200ga

Ref No.	Part Number	Part Name	Req	Remarks
1	3027971	Orifice, Ful Flow Limiting	1	<p>Limiting Orifice Disc: Required to Restrict Water Flow</p> <p>Full flow orifice disc restricts water flow within bypass from thermostat hsg to water pump. The orifice disc diverts bypass coolant through remote mounted torque converter oil cooler.</p> <p>Tag engine to indicate bypass orifice is installed. Engine test required to use temporary bypass line to insure proper engine cooling. Transmission Collant Outlet: 3/4 Inch NPT</p>

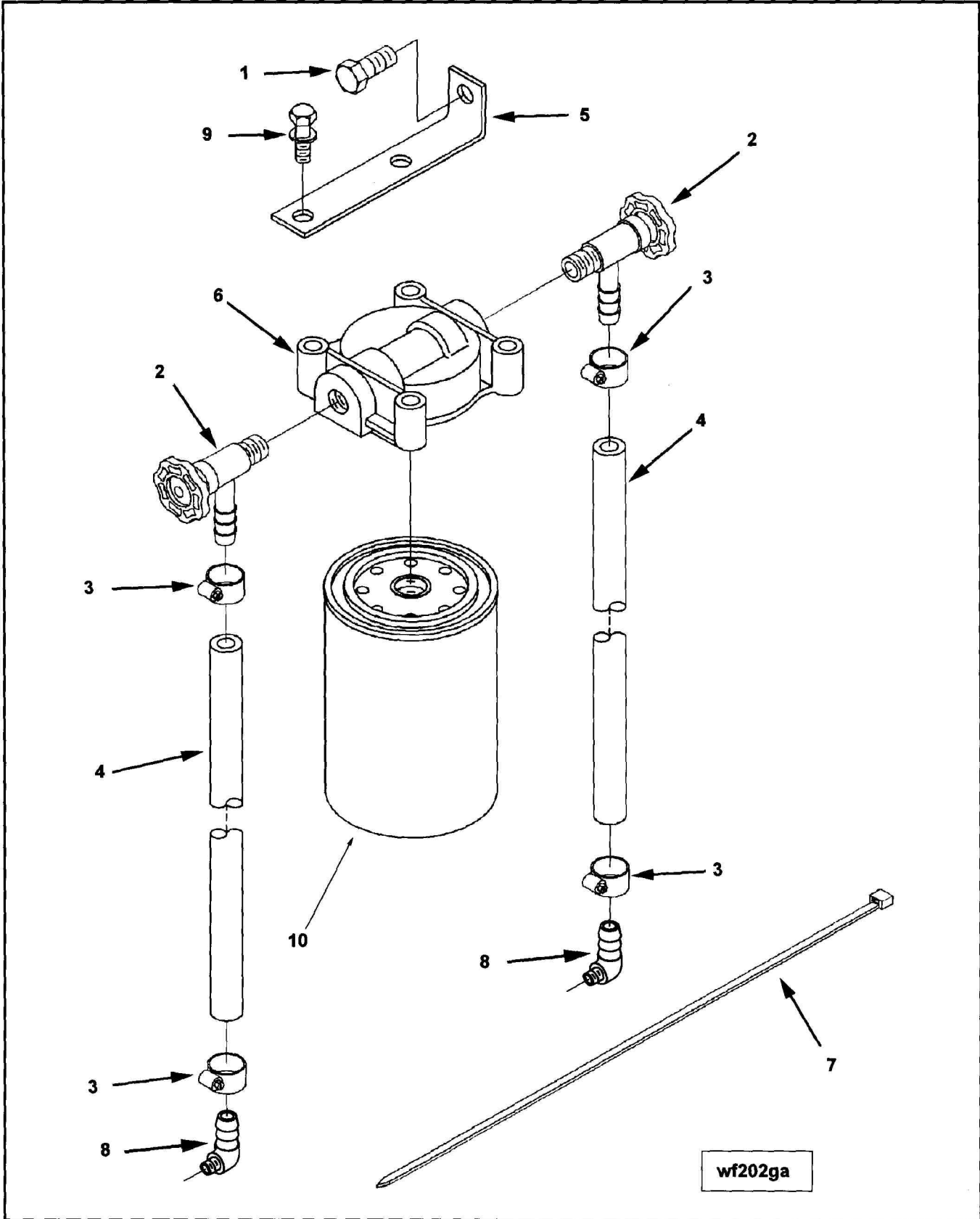


Ref No.	Part Number	Part Name	Req	Remarks
		<b>TURBOCHARGER PLUMBING OPTION TP2832</b>		Turbocharger Plumbing Turbocharger Location: Low Mount Exhaust Outlet Location: Rear Out Engine Aspiration: Charged Air Cooled Turbo C/L Vertically from Crank C/L: 353.00mm (13.9in) Turbo C/L Horizontally from Crank C/L: 361.00mm (14.21in) Turbo Oil Supply Line End Angle: 120 Oil Supply Line Type: O Ring Face Seal Wastegate Rod-to-Crank Angle (Deg): 90 FFOB to Turbo Compressor Inlet Flange: 293, 294, or 269.
1	3047340	Elbow, Male Union	1	1 1/16-12x1 1/16-12 (90deg)
2	3046943	Seal, O Ring	1	
	3081950	Union, Male	2	
3	3037537	Seal, O Ring	1	
4	(3085824)	Union, Male	1	11/16 - 16 x 9/16 - 18
5	3922794	Seal, O Ring	1	
6	3899343	Gasket, Turbocharger	1	
7	3899508	Connection, Tur Oil Drain	1	
8	4022841	Hose, Flexible	1	
9	3025802	Screw, Hexagon Head Cap	2	M8 x 1.25 x 20



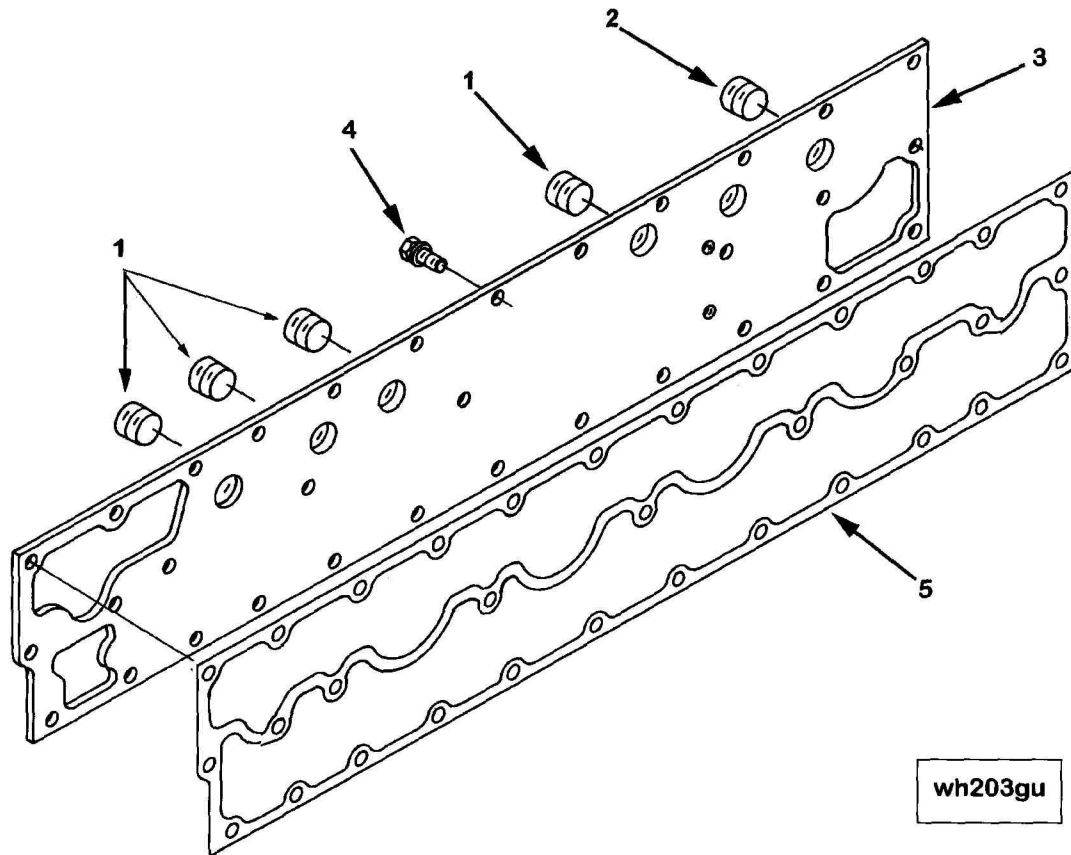


Ref No.	Part Number	Part Name	Req	Remarks
		<b>TURBOCHARGER PLUMBING OPTION TP2833</b>		Turbocharger Plumbing Turbocharger Location: Low Mount Exhaust Outlet Location: Rear Out Turbocharger Cooling: Water Cooled Bearing Housing Engine Aspiration: Charged Air Cooled Turbo C/L Vertically from Crank C/L: 353.00mm (13.9in) Turbo C/L Horizontally from Crank C/L: 361.00mm (14.21in) Turbo Oil Supply Line End Angle: 120 Oil Supply Line Type: O Ring Face Seal Wastegate Rod-to-Crank Angle (Deg): 90 FFOB to Turbo Compressor Inlet Flange: 293, 294, or 269.
1	3025802	Screw, Hexagon Head Cap	2	M8 x 1.25 x 20
2	3047340	Elbow, Male Union	1	1 1/16-12x1 1/16-12 (90deg)
20	3046943	Seal, O Ring	1	
	3081950	Union, Male	1	
3	3037537	Seal, O Ring	1	
4	(3085824)	Union, Male	1	1 1/16-16 X 9/16-18
5	3922794	Seal, O Ring	1	
	3090400	Union, Male	1	
6	3090419	Union, Male	1	
7	3679139	Seal, O Ring	1	
5	3922794	Seal, O Ring	1	
	3678873	Plug, Threaded	2	
8	3678786	Seal, O Ring	1	
9	(3678791)	Plug, Threaded	1	M18 X 1.50
10	3899343	Gasket, Turbocharger	1	
11	3905503	Elbow, Male Adapter	1	
12	4022838	Union, Male	1	
13	4022839	Hose, Flexible	1	
14	4022840	Hose, Flexible	1	
15	4022841	Hose, Flexible	1	
16	4022842	Connection, Tur Oil Drain	1	
	4022844	Union, Male	2	
8	3678786	Seal, O Ring	1	
19	(4022843)	Union, Male	1	

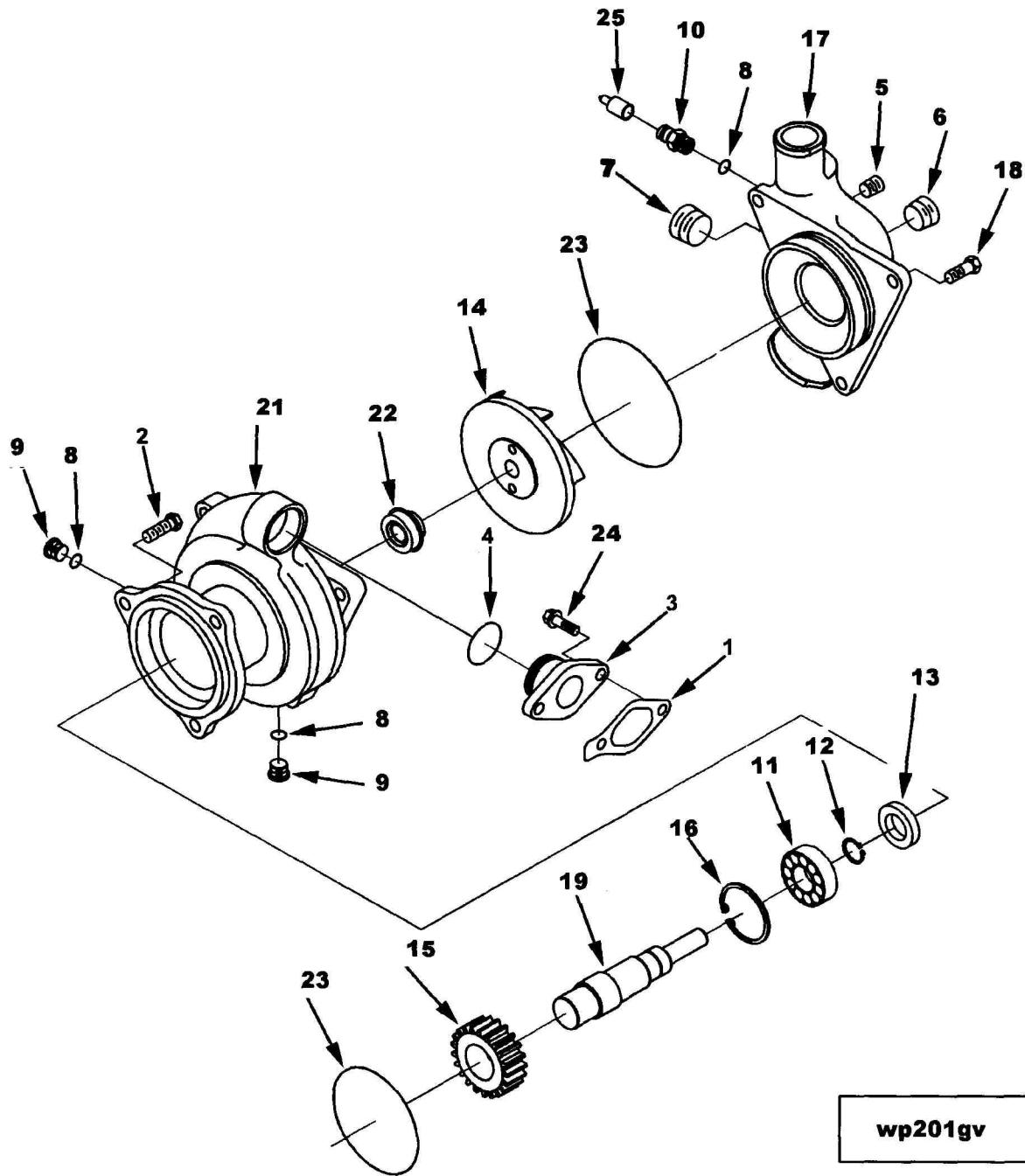


wf202ga

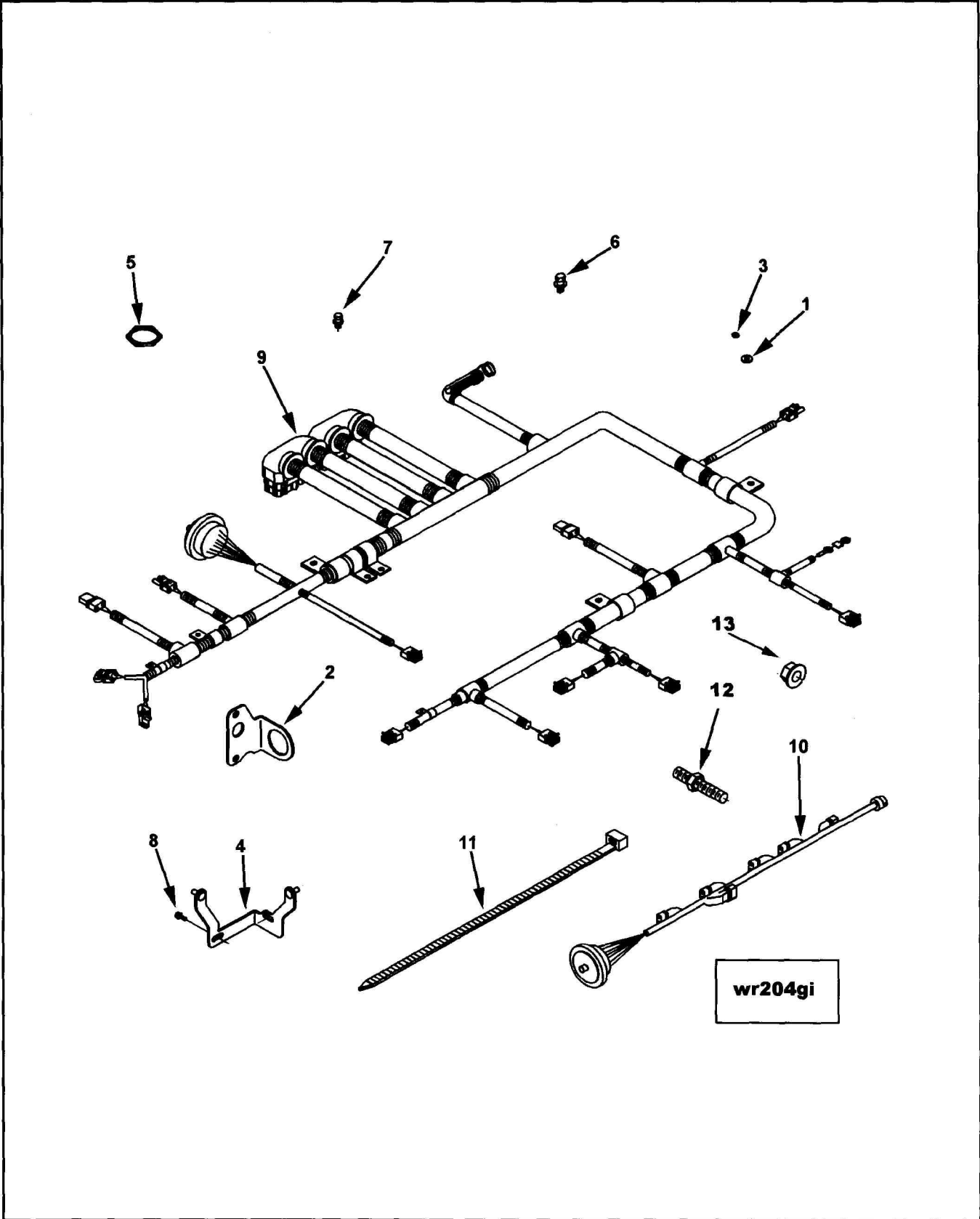
Ref No.	Part Number	Part Name	Req	Remarks
		<b>CORROSION RESISTOR</b> <b>OPTION WF2060</b>		Supplier: Cummins Corrosion Resistor Loc: Remote (Off Engine) Element Type: Spin-On Element Quantity: Single Inhibitor Type: DCA4 Plus DCA Units: 15 For use with cooling systems when the OEM DOES NOT USE WITH a factory fill coolant that contains a precharge dose of SCA. Cooling Capacity Min Value: 18.92 L (5 gal) Cooling Capacity Max Value: 37.85 L (10 gal) Crn Rstr Water Supply: Water Header Plate Crn Rstr Water Return: Water Header Plate Water Return Route: Routed High above Gear Cover Water Return Plumbing Provision: 90 Degree Elbows Decal Provided: Fleetguard Crn Rstr Bracket Supplier: Customer All hardware supplied in kit Shutoff Valve Included: Male Push on Connection Corrosion Resistor is assembled with 56" long hoses. Filter Head is attached to temporary shipping bracket which is attached to block hole #550, hoses looped and secured with cable ties. If right hand starter is supplied, bracket is attached to block hole #315, hoses looped over Flywheel Housing and secured with cable ties.
1	S 112	Screw, Hexagon Head Cap	2	
2	179901	Valve, Shutoff	2	
3	179904	Clamp, Hose	4	3/8 - 7/8 inch
4	179956	Hose, Plain	2	
5	202040	Bracket, Throttle Control	1	
6	204163	Head, Corrosion Resistor	1	
7	3018920	Clamp, Wire Tie	2	
8	3045178	Coupling, Elbow Hose	2	
9	3818060	Screw, Captive Washer Cap	2	M10 x 1.50 x 25
10	(3100308)	Resistor, Corrosion	1	



Ref No.	Part Number	Part Name	Req	Remarks
		<b>OIL COOLER WATER PLUMBING OPTION WH2704</b>		CRN Resistor Mtg Loc: Remote from Water Header Plate Plate Cab Heater Plmb Provision: 3/4" NPTF Heat Shield Mtg Provision: None CRN Rstr Water Port Type: 1/8 NPTF Egr Engine: No
	3083746	Cover Water Header	1	
1	3008468	Plug, Pipe	4	1/2 NPT
2	3008469	Plug, Pipe	1	3/4 NPT
3	(3083719)	Cover Water Header	1	
4	3818060	Screw, Captive Washer Cap	21	M10 x 1.50 x 25
5	4083006	Gasket, Wtr Header Cover	1	

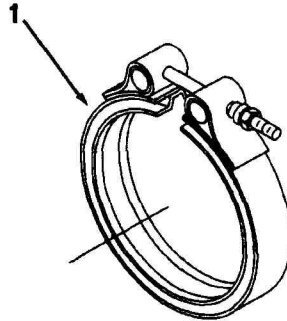


Ref No.	Part Number	Part Name	Req	Remarks
		<b>WATER PUMP OPTION WP2705</b>		Alternator Drive Provision: No Inlet Connection Type: Straight Shaft Length: 64.097 This water pump is designed for use with the two-pass oil cooler
1	3027924	Gasket, Connection	1	
2	3034836 (3328559)	Screw, Hexagon Head Cap Connection, Water Transfer	3	M10 x 1.50 x 30
3	3821718	Connection, Water Transfer	1	
4	3892095	Seal, O Ring	1	
	3800745 (3401010)	Pump, Water Pump, Water TLA	1	Recon equivalent 3800745 RX
5	3008468	Plug, Pipe	1	1/2 NPT
6	3008469	Plug, Pipe	1	3/4 NPT
7	3008470	Plug, Pipe	1	1 NPT
	3037536	Plug, Threaded	2	9/16 - 18 UNF
8	3037537	Seal, O Ring	1	
9	(3040813) 3042619	Plug, Threaded Nipple, Coupling	1	
8	3037537	Seal, O Ring	1	
10	(3042620) (3401009)	Nipple, Coupling Pump, Water	1	
11	S 16002	Bearing, Ball	1	
12	160586	Ring, Retaining	1	
13	3019600	Seal, Oil	1	
14	3035679	Impeller, Water Pump	1	
15	3038991	Gear, Water Pump	1	
16	3064634	Ring, Retaining	1	
17	3073695	Cover, Water Pump	1	
18	3335044	Screw, Hexagon Head Cap	3	M10 x 1.50 x 25
19	3400813	Shaft, Water Pump	1	
20	3820791	Seal, O Ring	1	
21	3882615	Body, Water Pump	1	
22	4004911	Seal, Water Pump	1	
23	3882774	Seal, O Ring	1	
24	3900631	Screw, Hex Flange Head Cap	2	M8 x 1.25 x 25
25	3044896	Cover, Protective	1	
		<b>WATER PUMP REPAIR KIT</b>		
	4024817	Kit, Water Pump Repair		
	S 16002	Bearing, Ball	1	
	3820791	Seal, O Ring	1	
	160586	Ring, Retaining	1	
	4004911	Seal, Water Pump	1	
	3064634	Ring, Retaining	1	
	3019600	Seal, Oil	1	
	3035679	Impeller, Water Pump	1	
	3882774	Seal, O Ring	1	





Ref No.	Part Number	Part Name	Req	Remarks
		EXTERNAL CONTROL MODULE WI OPTION WR2717		Engine Control System: Select ECM Version: CM Series ECM Location (MM): 581.1 Vert./153.4 Horz. ECM vertical distance is measured from the top of the ECM to the crank C/L The Horizontal distance is measured from the FFOB to the front of the ECM Int Man Temp Sensor Loc: Front Int Boost Sensor Mtg Loc: Front OEM Interface Conn Orientation: Rear from ECM Eng Harness Clipping Location: Block Hole #329
1	S 631	Washer, Plain	3	1/4 inch
2	3098706	Brace, Wiring	1	
3	3251659	Nut, Regular Hexagon	3	M6 X 1.00.
4	3335571	Brace, Wiring	1	
5	4022547	Nut, Regular Hexagon	1	1 11/16-18 Thd
6	3818060	Screw, Captive Washer Cap	3	M10 x 1.50 x 25
7	3821783	Screw, Captive Washer Cap	5	M8 x 1.25 x 20
8	3900627	Screw, Hex Flange Head Cap	3	M6 x 1.00 x 14
9	4004501	Harness, Etr Cnt Mdl Wrg	1	
10	4022870	Harness, Etr Cnt Mdl Wrg	1	
11	3062329	Clamp, Wire Tie	4	
12	3681386	Stud	1	
13	3902662	Nut, Hexagon Flange	1	M10 x 1.50



xs200gd

Ref No.	Part Number	Part Name	Req	Remarks
1	186917	<p>EXHAUST CLAMP OPTION XS2017</p> <p>Clamp, V Band</p>	1	<p>Exhaust Outlet Connection                      Outlet Connection Type: Customer Supplied                      Turbo Conn Clamp Qty: One                      Turbo Conn Clamp Dia: 127mm (5in)                      Turbo Conn Clamp Type: V- Band Marmon                      Turbo Conn Clamp Supplied: In Kit.</p>

Group No. 17.01

**Lower Engine Gasket Set**

Ref No.	Part Number	Part Name	Req	Remarks
		<b>GASKET SETS</b>		
		<b>LOWER ENGINE GASKET SET</b>		
	4089479	Set, Lower Engine Gasket	1	
	67946	Washer, Plain	1	1 1/32 inch
	103426	Gasket, Connection	1	
	186780	Seal, Thermostat	1	
	145527	Seal, O Ring	2	
	163654	Seal, O Ring	2	
	3892095	Seal, O Ring	1	
	3818841	Gasket, Thermostat Housing	1	
	3883472	Gasket, Hand Hole	3	
	3025296	Gasket, Cover Plate	1	
	3820922	Gasket, Air Compressor	1	
	3401290	Gasket, Oil Pan	1	
	3893690	Gasket, Heater Housing	1	To Be Used On M11 Engine Only
	3027924	Gasket, Connection	1	
	3028295	Seal, Rectangular Ring	2	
	3031007	Gasket, Starter	1	
	3899746	Gasket, Acc Drive Support	1	
	3328740	Seal, Rectangular Ring	2	
	4083006	Gasket, Wtr Header Cover	1	
	3032787	Seal, O Ring	2	
	3819871	Seal, O Ring	1	
	3818885	Seal, O Ring	1	
	3820791	Seal, O Ring	1	
	3033247	Seal, O Ring	1	
	3033248	Seal, O Ring	1	
	3892625	Gasket, Oil Cooler Support	2	
	3201386	Gasket, Connection	1	
	3804304	Kit, Oil Seal	1	Accessory Drive
	(3892794)	Seal, Oil	1	
	3328760	Gasket, Carrier	2	
	3896837	Seal, Dust	1	
	3804744	Kit, Oil Seal	1	Crankshaft (Front)
	(3870815)	Seal, Oil	1	
	(3328761)	Gasket, Carrier	2	
	3895023	Seal, Dust	1	
	3803894	Kit, Seal	1	Water Pump
	(3161772)	Seal, Oil	1	
	3328759	Gasket, Carrier	2	
	3803727	Kit, Oil Seal	1	
	(3883774)	Seal, Oil	1	
	4022497	Gasket, Carrier	1	
	3161025	Seal, Dust	1	
	3069103	Gasket, Fuel Pump	1	
	3820945	Seal, Rectangular Ring	1	
	3820946	Seal, Rectangular Ring	1	
	(3893964)	Seal, Rectangular Strip	2	
	3882774	Seal, O Ring	1	
	3883042	Seal, O Ring	1	
	154916	Gasket, Hydraulic Pump	1	
	3008400	Gasket, Hydraulic Pump	1	
	3025130	Gasket, Lub Oil Pump Cover	1	
	3201659	Seal, Rectangular Ring	6	
	3820030	Seal, Rectangular Ring	1	
	3820629	Gasket, Filter Head	1	
	3883510	Seal, Rectangular Ring	1	
	3080770	Seal, Rectangular Ring	1	
	3080769	Seal, Rectangular Ring	1	

Group No. 17.01

Upper Engine Gasket Set

Ref No.	Part Number	Part Name	Req	Remarks
		<b>GASKET SETS</b>		
		<b>UPPER ENGINE GASKET</b>		
	4089478	Set, Upper Engine Gasket	1	
	3819871	Seal, O Ring	1	
	3328948	Gasket, Exhaust Manifold	6	
	3070100	Gasket, Connection	1	
	4070529	Gasket, Rkr Lever Housing	1	
	4022500	Gasket, Cylinder Head	1	
	3820872	Gasket, Cover Plate	1	
	3519762	Gasket, Turbocharger	1	
	3755843	Gasket, Turbocharger	1	
	3937706	Gasket, Oil Drain	1	
	3328328	Washer, Sealing	7	
	3328464	Seal, O Ring	2	
	3037537	Seal, O Ring	1	
	3040817	Seal, O Ring	1	
	3042401	Seal, Grommet	1	
	3050867	Seal, Grommet	6	
	3069786	Gasket, Intake Manifold	1	
	(3882589)	Seal, O Ring	1	
	3883284	Seal, O Ring	1	
	3819900	Gasket, Turbocharger	1	

Ref No.	Part Number	Part Name	Req	Remarks
		<b>REPAIR KITS &amp; SETS</b>		
		<b>ENGINE PISTON KIT</b>		
	4089865	Kit, Engine Piston	6	
		<b>PISTON RING SET</b>		
	3803977	Set, Piston Ring	6	
		<b>INTAKE VALVE KIT</b>		
	3800636	Kit, Intake Valve	12	
		<b>EXHAUST VALVE KIT</b>		
	3800637	Kit, Exhaust Valve	12	
		<b>TURBOCHARGER KIT</b>		
	4089858	Kit, Turbocharger	1	
		<b>GEAR COVER KIT</b>		
	3804304	Kit, Oil Seal	1	Accessory Drive Crankshaft (Front)
	3804744	Kit, Oil Seal	1	
		<b>STRIP SEAL KIT</b>		
	4025151	Kit, Strip Seal	1	
		<b>WATER PUMP REPAIR KIT</b>		
	4024817	Kit, Water Pump Repair	1	
		<b>UPPER ENGINE GASKET SET</b>		
	4089478	Set, Upper Engine Gasket	1	
		<b>LOWER ENGINE GASKET SET</b>		
	4089479	Set, Lower Engine Gasket	1	
		<b>MAIN BEARING SETS</b>		
	4025120	Set, Main Bearing	1	Std
	4025121	Set, Main Bearing	1	.25 mm oversize
	4025122	Set, Main Bearing	1	.50 mm oversize
		<b>MAIN BEARING CAP KIT</b>		
	4060388	Cap, Main Bearing	1	No. 4 Only

Ref No.	Part Number	Part Name	Req	Remarks
	4023204	<b>OVERSIZE THRUST BEARING</b> Bearing, Thrust	4	
		<b>CONNECTING ROD BEARINGS</b>		
	3016760	Bearing, Connecting Rod	12	Std
	3016761	Bearing, Connecting Rod	12	0.25 MM Oversize
	3016762	Bearing, Connecting Rod	12	0.50 MM Oversize
	3016763	Bearing, Connecting Rod	12	0.75 MM Oversize
	3016764	Bearing, Connecting Rod	12	1.00 MM Oversize
		<b>OVERSIZE VALVE STEM GUIDE</b>		
	3417558	Guide, Valve Stem		.20 MM Oversize
		<b>OVERSIZE VALVE SEATS</b>		
	3418044	Insert, Valve		.25 MM Oversize
	3418045	Insert, Valve		.50 MM Oversize
	3418046	Insert, Valve		.75 MM Oversize
	3418047	Insert, Valve		1.00 MM Oversize

## Option Index

Option No.	Description	Page No.
AD2031	Accessory Drive Pulley	2
BB2712	Cam Follower Lever	15
	Crankshaft	7
	Cylinder Block	5
	Cylinder Liner Kit	6
	Gear Housing	11
	Idler Gears	13
	Main Bearings	9
BB2737	Cylinder Block Plumbing	16
BR2708	Crankcase Breather Plumbin	17
CA2041	Air Cleaner Plumbing	18
CH2021	Coolant Heater Starting Ai	19
CI2705	Air Compressor Inlet Conne	20
CP2063	Air Compressor Plumbing	21
DA2070	Vibration Damper	22
DF2036	Front Gear Train	23
DP2701	Fuel Pump Drive	24
EB2047	Engine Brake Control	25
EC2701	Thermostat	26
EE2050	Alternator	27
EH2165	Alternator Mounting	29
EH2712	Alternator Drive Pulley	30
EM2078	Front Engine Support	33
FA2288	Fan Drive	34
FA2736	Fan Drive Belt	35
FF2238	Fuel Filter	37
FF2758	Fuel Pump Fitting	38
FH2221	Flywheel Housing	41
FP2953	Fuel Pump	43
FP2957	Fuel Pump Coupling	46
FT20072	Fuel Plumbing	49
FW2254	Flywheel	50
GG2706	Front Gear Cover	53
IC2012	Air Intake Connection	54
IC2030	Air Intake Connection	55
IM2001	Air Intake Manifold	56
IM2702	Air Intake Manifold Mounti	59
IT2017	Air Transfer Connection	61
LA2053	Lifting Bracket	62
LC2737	Oil Filter Cooler Head	65
LF2066	Full Flow Oil Filter	69
LG2085	Oil Level Gauge	71
LP2711	Lube Oil Pump	72
OB2409	Oil Filler Arrangement	75
OB2701	Hand Hole Cover	76
OP2048	Oil Pan	79
PH2810	Electronic Control Cooler	81
PP8543	Camshaft	88
	Connecting Rod	85
	Cylinder Head	91
	Engine Piston Kit	87
	Injectors	92
	Piston Cooling Nozzle	82
PP20035	Turbocharger	95
PP20038	Turbocharger	97

<b>Option No.</b>	<b>Description</b>	<b>Page No.</b>
RE2024	Rear Engine Support	100
RL2711	Rocker Lever	103
RP2708	Radiator Plumbing	106
SM2704	Starting Motor Mounting	107
SP2006	Fan Pilot Spacer	108
ST2026	Starting Motor	109
TB2323	Turbocharger Arrangement	110
TB2723	Exhaust Manifold	111
TH2086	Thermostat Housing	113
TH2762	Thermostat Hsg Plumbing	114
TK2008	Torque Converter Cooler	115
TP2832	Turbocharger Plumbing	117
TP2833	Turbocharger Plumbing	119
WF2060	Corrosion Resistor	121
WH2704	Oil Cooler Water Plumbing	123
WP2705	Water Pump	125
WR2717	External Control Module Wi	127
XS2017	Exhaust Clamp	128



## INDEX

Part No.	Description	Page No.	Part No.	Description	Page No.
AX16072 SS	Hose, Flexible	69	3007635	Plug, Expansion	5, 16, 91
BM76340	Damper, Fuel Pump	43	3008400	Gasket, Hydraulic Pump	129
S 112	Screw, Hexagon Head Cap	121	3008446	Dowel, Pin	5
S 300	Key, Plain Woodruff	7	3008465	Plug, Pipe	20, 91
S 2286	Screw, Drive	43	3008466	Plug, Pipe	5, 16, 65
S 3193	Pin, Groove	24	3008468	Plug, Pipe	5, 16, 59, 79, 113, 123, 125
S 16002	Bearing, Ball	125			
64709	Spacer, Mounting	49	3008469	Plug, Pipe	113, 123, 125
64816 A	Dowel, Pin	43	3008470	Plug, Pipe	79, 125
67946	Washer, Plain	79, 129	3008690	Clamp, Hose	113
68139	Elbow, Male Adapter	45	3009330	Washer, Plain	15, 29, 34, 46
70550	Dowel, Pin	5	3009887	Screw, Hexagon Head Cap	54, 75
70700	Spring, Compression	43	3009953	Key, Plain Woodruff	88
70704	Washer, Plain	43	3010146	Spring, Compression	5, 72
70897	Nut, Lock	30	3013786	Plug, Pipe	114
100099	Seal, Rectangular Ring	43	3014575	Cap, Fuel Pump Filter	43
100129	Screw, Socket Head Cap	43	3014754	Washer, Plain	5
103426	Gasket, Connection	129	3014755	Disc, Valve	5
105375	Nameplate	43	3014756	Spring, Compression	5
107460	Clip	17	3016652	Ring, Retaining	87
108330	Washer, Plain	23	3016760	Bearing, Connecting Rod	85, 132
109080	Seal, O Ring	65	3016761	Bearing, Connecting Rod	85, 132
110855	Gasket, Fuel Pump	43	3016762	Bearing, Connecting Rod	85, 132
119364	Gear, Fuel Pumping	43, 45	3016763	Bearing, Connecting Rod	85, 132
127316	Washer, Plain	41	3016764	Bearing, Connecting Rod	85, 132
128807	Ring, Retaining	45	3016770	Bearing, Main	9
129510	Screw, Hexagon Head Cap	24	3016771	Bearing, Main	9
129768	Spring, Valve	43	3016772	Bearing, Main	9
129839	Shield, Shutoff Valve	43	3016773	Bearing, Main	9
129859	Elbow, Male Union	37	3016774	Bearing, Main	9
129888	Seal, Rectangular Ring	43, 45	3016780	Bearing, Main	9
139988	Seal, Rectangular Ring	43	3016781	Bearing, Main	9
142207	Dowel, Pin	5	3016782	Bearing, Main	9
142784	Head, Fuel Filter	37	3016783	Bearing, Main	9
145527	Seal, O Ring	129	3016784	Bearing, Main	9
146161	Washer, Plain	81	3017051	Screw, Captive Washer Cap	43
146483	Screen, Filter	43	3017502	Screw, Hexagon Head Cap	34, 113
148555	Dowel, Pin	5	3018920	Clamp, Wire Tie	121
149437	Clamp, T Bolt	18	3019600	Seal, Oil	125
151900	Seal, Rectangular Ring	43	3019617	Gear & Shaft	43
153336	Body, Fuel Pump Damper	43	3019631	Washer, Plain	5
153338	Cover, Fuel Pump Damper	43	3019733	Bushing	103, 105
153346	Screw, Socket Head Cap	43	3021123	Seal, O Ring	43
154916	Gasket, Hydraulic Pump	129	3022148	Screw, Hexagon Head Cap	41
160514	Washer, Plain	43	3023525	Screw, Socket Head Cap	72
160586	Ring, Retaining	125	3025130	Gasket, Lub Oil Pump	
163654	Seal, O Ring	129		Cover	129
163759	Connector, Tube	71	3025295	Cover, Camshaft	75
170664	Washer, Plain	24	3025296	Gasket, Cover Plate	75, 129
175865	Shaft, Fuel Pump	45	3025354	Bearing, Needle	11
179063	Plug, Retainer	5	3025802	Screw, Hexagon Head Cap	41, 117, 119
179901	Valve, Shutoff	121	3026134	Gasket, Cover Plate	41
179904	Clamp, Hose	121	3026135	Cover, Access Hole	41
179956	Hose, Plain	121	3026166	Shaft, Idler	13
181466	Washer, Lock	43	3026167	Shaft, Idler	13
186780	Seal, Thermostat	113, 129	3026188	Bushing	13
186917	Clamp, V Band	128	3026189	Bushing	13
196057	Disc, Valve	43	3026231	Dowel, Ring	5, 13
202040	Bracket, Throttle Control	121	3026233	Retainer, Gear	13
202897	Diaphragm, Ful Pump		3026758	Seat, Prs Regulator Valve	5
	Damper	43	3026961	Cap, Main Bearing	5
203518	Washer, Plain	33	3027106	Dowel, Ring	85
203850	Union, Male	38	3027108	Screw, Connecting Rod Cap	85
204163	Head, Corrosion Resistor	121	3027924	Gasket, Connection	125, 129
206741	Plug, Expansion	91	3027971	Orifice, Ful Flow Limiting	115
3000175	Hub, Jaw Coupling	24	3028071	Insert, Valve	91
3007632	Plug, Expansion	5, 16, 91	3028072	Insert, Valve	91

## INDEX

Part No.	Description	Page No.	Part No.	Description	Page No.
3028073	Insert, Valve	91	3050897	Plug, Threaded	65
3028074	Insert, Valve	91	3053349	Dowel, Pin	5
3028295	Seal, Rectangular Ring	129	3055069	Plug, Threaded	79
3028309	Bearing, Thrust	24	3056003	Plug, Threaded	43
3028684	Cover, Hand Hole	75, 76	3056009	Disc, Actuator	43
3029070	Flywheel	50	3056415	Seal, O Ring	43
3029074	Flywheel	50	3056416	Plug, Threaded	43
3029920	Pin, Roll	15	3059408	Thermostat	65
3030207	Retainer, Dipstick	71	3062329	Clamp, Wire Tie	127
3031007	Gasket, Starter	129	3063164	Union, Male	65
3031511	Plug, Pipe	59	3064109	Screw, Hexagon Head Cap	46
3032623	Shim	6	3064582	Support, Cam Fol Shaft	15
3032627	Union, Male	65	3064583	Support, Cam Fol Shaft	15
3032787	Seal, O Ring	79, 129	3064621	Socket, Tappet	15
3033247	Seal, O Ring	72, 129	3064634	Ring, Retaining	125
3033248	Seal, O Ring	72, 129	3065151	Gear, Flywheel Ring	50
3033714	Housing, Fuel Pump Gear	45	3065944	Screw, Captive Washer Cap	43
3033719	Dowel, Ring	45	3066257	Nut, Regular Hexagon Jam	103
3033724	Bushing	45	3066643	Socket, Tappet	103
3033740	Valve, Check	45	3066644	Screw, Slotted Set	103
3033742	Plug, Threaded	43	3067871	Bushing	103
3034412	Seal, O Ring	24, 43, 45	3067941	Plug, Ball	103, 105
3034451	Housing, Actuator	43	3067979	Clamp, V Band	61
3034663	Shim	6	3068390	Rod, Push	103
3034836	Screw, Hexagon Head Cap	19, 33, 65, 125	3068768	Ring, Retaining	43
3035026	Seal, O Ring	91	3068948	Lever, Rocker	103
3035679	Impeller, Water Pump	125	3068979	Plunger, Prs Regulator	5, 72
3036230	Screw, Hexagon Head Cap	20, 71, 75, 76	3069020	Lever, Rocker (tla)	103
3036865	Union, Male	45	3069103	Gasket, Fuel Pump	46, 129
3037236	Seal, O Ring	45	3069728	Sensor, Viscosity	5, 72
3037536	Plug, Threaded	5, 16, 45, 65, 113, 125	3069786	Gasket, Intake Manifold	130
3037537	Seal, O Ring	5, 16, 43, 45, 65, 81, 95, 97, 113, 117, 119, 125, 130	3070072	Guide, Valve Spring	91
3038991	Gear, Water Pump	125	3070100	Gasket, Connection	54, 130
3040810	Plug, Threaded	5	3070101	Cover, Intake Manifold	54
3040810	Plug, Threaded	16, 65	3070136	Seal, O Ring	92
3040813	Plug, Threaded	5, 16, 45, 65, 113, 125	3070137	Seal, O Ring	92
3040815	Plug, Threaded	65	3070138	Seal, O Ring	92
3040816	Plug, Threaded	65	3070175	Crosshead, Valve	25, 103
3040817	Seal, O Ring	37, 38, 65, 130	3070393	Screw, Hex Flange Head Cap	82
3041042	Gear, Accessory Drive	24	3071049	Hose, Hump	55
3041043	Shaft, Accessory Drive	24	3071643	Seal, Oil	45
3041048	Gear & Shaft	24	3073676	Pulley, Crankshaft	22
3042004	Plug, Threaded	41	3073695	Cover, Water Pump	125
3042401	Seal, Grommet	130	3073707	Crankshaft	7
3042619	Nipple, Coupling	16, 43, 125	3073750	Clip	106
3042620	Nipple, Coupling	16, 43, 125	3074316	Spacer, Seal	45
3044360	Nut, Regular Hexagon	15, 46	3074317	Spacer, Seal	45
3044896	Cover, Protective	125	3076046	Rod, Push	103
3045178	Coupling, Elbow Hose	121	3077444	Clamp, Retaining	103
3045666	Spacer, Fan	108	3079584	Plug, Threaded	43
3045850	Screw, Hex Flange Head Cap	91	3079589	Lever, Cam Follower	15
3046200	Spider, Jaw Coupling	46	3079661	Support, Rocker Lever	103
3046201	Seal, O Ring	5, 16, 65, 81	3079662	Support, Rocker Lever	103
3046202	Plug, Threaded	5, 16, 65	3080401	Adapter, O Ring	65
3046203	Pulley, Accessory Drive	2	3080708	Nozzle, Piston Cooling	82
3046943	Seal, O Ring	65, 117, 119	3080722	Screw, Hexagon Head Cap	103
3047188	Seal, Rectangular	6	3080760	Liner, Cylinder	6
3047340	Elbow, Male Union	117, 119	3080769	Seal, Rectangular Ring	65, 129
3048182	Seal, O Ring	65	3080770	Seal, Rectangular Ring	129
3049010	Elbow, Male Union	69	3081347	Screw, Hexagon Head Cap	113
3050867	Seal, Grommet	130	3081348	Screw, Hexagon Head Cap	29
			3081350	Screw, Hexagon Head Cap	113
			3081950	Union, Male	117, 119
			3083719	Cover Water Header	123
			3083746	Cover Water Header	123
			3084445	Gear, Crankshaft	7

## INDEX

Part No.	Description	Page No.	Part No.	Description	Page No.
3084447	Gear, Idler	13	3202101	Plug, Threaded	65
3084448	Gear, Idler	13	3251659	Nut, Regular Hexagon	127
3084532	Gear, Idler	13	3253334	Plate, Cover	19
3084533	Gear, Idler	13	3275354	Collet, Valve	91
3084713	Seal, Oil	45	3328328	Washer, Sealing	91, 130
3084899	Bearing, Thrust	13	3328379	Screw, Hex Flange Head	
3085185	Sensor, Temperature	81		Cap	91
3085198	Sensor, Temperature	81	3328464	Seal, O Ring	130
3085615	Ring, Retaining	45	3328559	Connection, Water Transfer	125
3085824	Union, Male	117, 119	3328617	Screw, Captive Washer Cap	59
3088161	Plate, Thrust Bearing Wear	13	3328637	Screw, Hex Flange Head	
3088162	Screw, Hexagon Head Cap	13		Cap	91
3088984	Gasket, Turbocharger	95, 97	3328698	Seal, Oil	53
3090400	Union, Male	119	3328740	Seal, Rectangular Ring	129
3090419	Union, Male	119	3328742	Screw, Hexagon Head Cap	5
3090704	Insert, Valve	91	3328759	Gasket, Carrier	129
3090915	Manifold, Exhaust	110	3328760	Gasket, Carrier	53, 129
3090942	Pump, Fuel	43	3328761	Gasket, Carrier	53, 129
3090993	Support, Fuel Pump	45	3328786	Guide, Valve Stem	91
3090996	Support, Fuel Pump	45	3328948	Gasket, Exhaust Manifold	111, 130
3095355	Hub, Jaw Coupling	43	3329289	Separator, Fuel Water	37
3095356	Shaft, Fuel Pump Drive	45	3329290	Decal	37
3095635	Gear & Shaft	45	3330141	Sensor, Pressure	81
3095798	Stud	95, 97	3330142	Sensor, Pressure	81
3096077	Gasket, Fuel Pump	45	3330159	Seal, O Ring	81
3096153	Sensor, Temperature	81	3331044	Sensor, Pressure	81
3098706	Brace, Wiring	127	3335044	Screw, Hexagon Head Cap	125
3098722	Housing, Rocker Lever	103	3335342	Pin, Cam Follower Roller	15
3100308	Resistor, Corrosion	121	3335343	Pin, Cam Follower Roller	15
3100526	Union, Male	45	3335372	Cooler, Electronic Control	81
3101539	Adapter, Filter Head	65	3335548	Seal, Thermostat	26
3101540	Adapter, Filter Head	65	3335549	Thermostat	26
3101869	Filter, Lubricating Oil	69	3335550	Thermostat	26
3102367	Ring, Oil Piston	87	3335561	Washer, Insulating	81
3102571	Retainer, Connection	65	3335562	Washer, Insulating	81
3102651	Screw, Hex Flange Head		3335571	Brace, Wiring	127
	Cap	81	3394702	Hose, Plain	17
3102714	Decal	69	3400715	Hose, Flexible	69
3102774	Head, Lube Oil Filter	65	3400717	Elbow, Male Union	65, 69
3102777	Housing, Gear	11	3400811	Cover, Gear	53
3102784	Head, Lube Oil Filter	65	3400813	Shaft, Water Pump	125
3103427	Screw, Twelve Point Cap	107	3400878	Brace, Alternator	29
3103482	Head, Cylinder TLA	91	3400880	Pulley, Alternator	30
3103484	Head, Cylinder	91	3400881	Support, Alternator	29
3103513	Hub, Fan	34	3400883	Pulley, Idler	29
3103697	Belt, V Ribbed	35	3400884	Pulley, Idler	29
3103752	Piston, Engine TLA	87	3400885	Tensioner, Belt	29
3103753	Top, Piston	87	3401009	Pump, Water	125
3103916	Motor, Starting	109	3401010	Pump, Water TLA	125
3105225	Hose, Elbow	18	3401202	Bearing, Ball	29
3161025	Seal, Dust	129	3401236	Elbow, Tube Connector	49
3161093	Screw, Captive Washer Cap	103	3401290	Gasket, Oil Pan	79, 129
3161423	Roller, Cam Follower	15	3401348	Manifold, Air Intake	56
3161475	Lever, Cam Follower	15	3401439	Gear, Camshaft	88
3161628	Tube, Fuel Supply	49	3406811	Support, Etr Cnt Module	81
3161630	Tube, Fuel Drain	49	3406882	Housing, Thermostat	113
3161772	Seal, Oil	129	3406883	Housing, Thermostat	113
3161781	Cooler, Oil	65	3406888	Screw, Hex Flange Head	
3161896	Screw, Hexagon Head Cap	81		Cap	65
3161910	Dataplate	81	3406944	Cover, Filter Head	65
3161911	Tape	81	3406946	Nut, Regular Hexagon	65
3161913	Housing, Thermostat	113	3406947	Seal, O Ring	65
3161942	Damper, Vibration	22	3406949	Head, Lub Oil Filter	69
3166309	Cooler, Electronic Control	81	3406952	Seal, Rectangular Ring	65
3201386	Gasket, Connection	129	3408421	Solenoid	43, 45
3201585	Seal, O Ring	65, 69	3408501	Module, Electronic Control	81
3201659	Seal, Rectangular Ring	11, 129	3408502	Sensor, Position	81

## INDEX

Part No.	Description	Page No.	Part No.	Description	Page No.
3408503	Sensor, Position	81	3800636	Kit, Intake Valve	91, 131
3417189	Sensor, Prs Temperature	81	3800637	Kit, Exhaust Valve	91, 131
3417190	Sensor, Prs Temperature	81	3800745	Pump, Water	125
3417558	Guide, Valve Stem	91, 132	3803477	Kit, Oil Seal	45
3417645	Lever, Cam Follower	15	3803493	Support, Fuel Pump	45
3417717	Sleeve, Injector	91	3803504	Kit, Screw Hex Head Cap	5
3417765	Shaft, Rocker Lever	103	3803682	Kit, Wiring Harness	92
3417766	Shaft, Cam Follower	15	3803703	Kit, Cylinder Liner	6
3417767	Shaft, Rocker Lever	103	3803727	Kit, Oil Seal	129
3417769	Shaft, Cam Follower	15	3803894	Kit, Seal	129
3417778	Valve, Intake	91	3803977	Set, Piston Ring	87, 131
3417779	Valve, Exhaust	91	3804304	Kit, Oil Seal	53, 129, 131
3417922	Socket, Rocker Lever	103, 105	3804744	Kit, Oil Seal	53, 129, 131
3417923	Retainer, Socket	103, 105	3818060	Screw, Captive Washer Cap	11, 17, 29, 121, 123, 127
3418003	Plug, Ball	103, 105			
3418044	Insert, Valve	132	3818121	Screw, Hex Flange Head Cap	111
3418045	Insert, Valve	132			
3418046	Insert, Valve	132	3818124	Spacer, Mounting	111
3418047	Insert, Valve	132	3818229	Screw, Hexagon Head Cap	2
3502231	Slinger, Oil	95, 97	3818463	Washer, Plain	2
3504967	Washer, Plain	95, 97	3818823	Stud	111
3518004	Washer, Lock	95, 97	3818824	Nut, Hexagon Flange	95, 99
3519163	Screw, Drive	95, 97	3818841	Gasket, Thermostat Housing	129
3519762	Gasket, Turbocharger	130	3818885	Seal, O Ring	129
3521441	Seal, Split Ring	95, 97	3819475	Tube, Breather	17
3522597	Pin, Roll	95, 97	3819521	Screw, Hex Flange Head Cap	23
3527619	Dataplate	95, 97			
3527651	Plate, Cover	95, 97	3819822	Sleeve	41
3528094	Baffle, Oil	95, 97	3819871	Seal, O Ring	20, 129, 130
3528096	Plate, Oil Seal	95, 97	3819900	Gasket, Turbocharger	130
3528121	Coupling, Elbow Hose	95, 97	3820030	Seal, Rectangular Ring	129
3528204	Nut, Lock	95, 97	3820047	Brace, Tube	21
3528221	Ring, Retaining	95, 97	3820186	Screw, Captive Washer Cap	11, 59, 106
3528414	Nut, Regular Hexagon Jam	95	3820320	Plunger, Bypass Valve	65
3528414	Nut, Regular Hexagon Jam	97	3820336	Screw, Twelve Point Cap	100
3529372	Nut, Regular Hexagon	95, 97	3820470	Cover, Hand Hole	75
3529852	Clamp, V Band	95, 97	3820566	Bushing	5
3532195	Spacer, Mounting	95, 97	3820629	Gasket, Filter Head	65, 129
3533038	Shield, Turbocharger Heat	95, 97	3820631	Ring, Retaining	65
3534109	Collar, Thrust	95, 97	3820667	Hose, Plain	113
3534292	Screw, Hexagon Head Set	95, 97	3820710	Screw, Captive Washer Cap	29
3534833	Bearing, Turbocharger	95, 97	3820749	Plug, Orifice	91
3535399	Clamp, V Band	95, 97	3820782	Ring, Retaining	65
3535575	Housing, Tur Bearing	95	3820791	Seal, O Ring	125, 129
3535983	Shaft & Wheel	95, 97	3820872	Gasket, Cover Plate	130
3538468	Hose, Plain	95, 97	3820918	Sleeve, Wear	7
3591204	Bracket, Actuator	95, 97	3820922	Gasket, Air Compressor	129
3591206	Spacer, Mounting	95, 97	3820945	Seal, Rectangular Ring	11, 129
3591655	Bearing, Tur Thrust	95, 97	3820946	Seal, Rectangular Ring	11, 129
3592774	Housing, Turbine	95, 97	3820988	Screw, Hexagon Head Cap	113
3593343	Housing, Tur Bearing	97	3821160	Lever, Cam Follower	15
3597518	End, Adjusting Link	95, 97	3821718	Connection, Water Transfer	125
3600825	Connection, Air Intake	20	3821725	Plug, Retainer	5, 72
3678786	Seal, O Ring	119	3821783	Screw, Captive Washer Cap	127
3678791	Plug, Threaded	119	3821847	Screw, Captive Washer Cap	29
3678873	Plug, Threaded	119	3822067	Screw, Captive Washer Cap	88
3679139	Seal, O Ring	119	3865346	Sensor, Temperature	81
3681386	Stud	127	3870815	Seal, Oil	129
3682177	Seal, O Ring	61	3882346	Tube, Lub Oil Transfer	79
3682674	Connection, Air Transfer	61	3882513	Spacer, Mounting	13
3709510	Ring, Retaining	95, 97	3882528	Retainer, Gear	13
3723863	Ring, Retaining	95, 97	3882585	Plug, Expansion	65
3755843	Gasket, Turbocharger	130	3882586	Spring, Compression	65
3758848	Seal, Split Ring	95, 97	3882589	Seal, O Ring	130
3759526	Screw, Hexagon Head Set	95, 97	3882615	Body, Water Pump	125
3760250	Nut, Lock	95, 97	3882675	Plate, Clamping	22
3762915	Seal, O Ring	95, 97	3882680	Plug, Gear Housing	23

## INDEX

Part No.	Description	Page No.	Part No.	Description	Page No.
3882774	Seal, O Ring	125, 129	3901445	Screw, Hex Flange Head Cap	81
3882793	Screw, Twelve Point Cap	92		Nut, Hexagon Flange	49, 127
3882902	Spacer, Hydraulic Pump	13	3902662	Screw, Hex Flange Head Cap	81
3882922	Screw, Twelve Point Cap	13	3903112	Elbow, Male Adapter	119
3883042	Seal, O Ring	23, 129	3905503	Clamp, Hose	95, 97
3883123	Screw, Hex Flange Head Cap	24	3914420	Seal, O Ring	117, 119
			3922794	Screw, Hex Flange Head Cap	81
3883150	Seal, O Ring	11	3925437	Clamp, Spring Hose	55
3883284	Seal, O Ring	130		Alternator	27
3883394	Screw, Hexagon Head Cap	19, 65	3926704	Gasket, Oil Drain	130
3883397	Screw, Hexagon Head Cap	59	3935530	Lever, Rocker	103
3883472	Gasket, Hand Hole	71, 75, 76, 129	3937706	Lever, Rocker	103
3883510	Seal, Rectangular Ring	13, 129	4003903	Lever, Rocker	103
3883512	Retainer, Valve Spring	91	4003905	Lever, Rocker	105
3883586	Bracket, Lifting	62	4003906	Lever, Rocker	103
3883774	Seal, Oil	129	4003907	Lever, Rocker	103
3883780	Hose, Flexible	106	4003908	Lever, Rocker	103
3892095	Seal, O Ring	125, 129	4003909	Lever, Rocker	105
3892105	Screw, Captive Washer Cap	33, 105	4003910	Lever, Rocker	103
3892253	Tag, Instruction	75	4003911	Lever, Rocker (TLA)	103
3892625	Gasket, Oil Cooler Support	65, 129	4003912	Lever, Rocker (TLA)	103
3892692	Screw, Captive Washer Cap	59	4003913	Lever, Rocker (TLA)	103
3892794	Seal, Oil	53, 129	4003914	Lever, Rocker (TLA)	103
3893584	Support, Rocker Lever	105	4003950	Pump, Lubricating Oil	72
3893690	Gasket, Heater Housing	19, 129	4003966	Seal, Valve Stem	91
3893692	Gasket, Support	113	4003994	Manifold, Exhaust	110
3893752	Ring, Compression Piston	87	4004381	Union, Male	49
3893834	Screw, Hexagon Head Cap	62	4004501	Harness, Etr Cnt Mdl Wrg	127
3893913	Bearing, Needle	11	4004652	Sleeve, Wear	7
3893964	Seal, Rectangular Strip	53, 129	4004911	Seal, Water Pump	125
3895023	Seal, Dust	53, 129	4010296	Plunger, Prs Regulator	45
3895438	Screw, Hex Flange Head Cap	72	4010297	Spring, Compression	45
			4010318	Cover, Fuel Pump Gear	45
3895439	Spacer, Mounting	72	4010319	Pump, Gear Fuel	45
3895440	Screw, Hex Flange Head Cap	72	4010324	Pump, Gear Fuel	43
			4010514	Tube, Fuel Drain	45
3895479	Plug, Expansion	91	4022497	Gasket, Carrier	129
3895488	Roller, Cam Follower	15	4022500	Gasket, Cylinder Head	91, 130
3895517	Washer, Plain	30	4022525	Hose, Flexible	49
3895830	Support, Cam Fol Shaft	15	4022547	Nut, Regular Hexagon	127
3895832	Stud	5	4022822	Screw, Hexagon Head Cap	30
3895860	Spring, Valve	91	4022838	Union, Male	119
3896043	Plate, Clamping	22	4022839	Hose, Flexible	119
3896047	Shaft & Gear, Acc Drive	24	4022840	Hose, Flexible	119
3896048	Support, Accessory Drive	24	4022841	Hose, Flexible	117, 119
3896335	Support, Camshaft Thrust	88	4022842	Connection, Tur Oil Drain	119
3896347	Bracket, Lifting	62	4022843	Union, Male	119
3896642	Lever, Rocker	103	4022844	Union, Male	119
3896723	Screw, Hex Flange Head Cap	79	4022870	Harness, Etr Cnt Mdl Wrg	127
			4022907	Screw, Hex Flange Head Cap	91
3896724	Screw, Hex Flange Head Cap	67		Clamp, Injector	92
			4022914	Seal, Oil	41
3896790	Screw, Hexagon Head Cap	22	4023018	Bearing, Thrust	9
3896837	Seal, Dust	53, 129	4023083	Bearing, Thrust	9
3896894	Bushing	85	4023203	Bearing, Thrust	132
3896970	Rod, Engine Connecting	85	4023204	Kit, Fuel Solenoid	45
3899343	Gasket, Turbocharger	95, 97, 117, 119	4024808	Kit, Water Pump Repair	125, 131
3899413	Ring, Compression Piston	87	4024817	Set, Main Bearing	9, 131
3899450	Rod, Engine Connecting	85	4025120	Set, Main Bearing	9, 131
3899508	Connection, Tur Oil Drain	117	4025121	Set, Main Bearing	9, 131
3899746	Gasket, Acc Drive Support	24, 129	4025122	Set, Main Bearing	9
3899752	Hose, Flexible	37	4025123	Set, Main Bearing	9
3900589	Nut, Hexagon Flange	81	4025124	Set, Main Bearing	9
3900627	Screw, Hex Flange Head Cap	127	4025125	Set, Main Bearing	9
			4025126	Set, Main Bearing	9
3900631	Screw, Hex Flange Head Cap	125			

## INDEX

Part No.	Description	Page No.	Part No.	Description	Page No.
4025127	Set, Main Bearing	9			
4025128	Set, Main Bearing	9			
4025129	Set, Main Bearing	9			
4025151	Kit, Strip Seal	53, 131			
4035887	Impeller, Tur Compressor	95, 97			
4036914	Housing, Compressor	95, 97			
4037622	Actuator, Turbocharger	95, 97			
4037625	Turbocharger	95			
4037629	Turbocharger	97			
4059893	Camshaft	88			
4059910	Support, Heat Exchanger	81			
4059935	Housing, Flywheel	41			
4060100	Shaft, Idler	29			
4060101	Cover, Idler Pulley	29			
4060387	Cap, Main Bearing	5			
4060388	Cap, Main Bearing	131			
4060391	Cap, Main Bearing	5			
4060392	Block, Cylinder	5			
4060393	Block, Cylinder	5			
4060417	Plug, Expansion	103			
4060455	Plug, Expansion	15			
4060467	Screw, Hexagon Head Cap	30			
4060506	Housing, Flywheel	41			
4070462	Screw, Hex Flange Head Cap	53			
4070463	Screw, Hex Flange Head Cap	53			
4070501	Tube, Oil Gauge	71			
4070529	Gasket, Rkr Lever Housing	105, 130			
4070536	Kit, Gear Cover	53			
4070653	Skirt, Piston	87			
4070780	Dipstick	71			
4071043	Screw, Hex Flange Head Cap	50			
4082939	Support, Flywheel Housing	100			
4082946	Support, Front Engine	33			
4082974	Plug, Gear Cover	53			
4083006	Gasket, Wtr Header Cover	123, 129			
4083121	Screw, Captive Washer Cap	41			
4083188	Support, Thm Housing	113			
4083195	Support, Thm Housing	113			
4083244	Pin, Piston	87			
4083245	Screw, Captive Washer Cap	105			
4089478	Set, Upper Engine Gasket	130, 131			
4089479	Set, Lower Engine Gasket	129, 131			
4089542	Kit, Rear Seal Crank	41			
4089858	Kit, Turbocharger	95, 131			
4089860	Kit, Turbocharger	97			
4089865	Kit, Engine Piston	87, 131			
4903084	Injector	92			
4903442	Plug, Threaded	24			
4903443	Plug, Threaded	24			
4905349	Pan, Oil	79			
4905350	Pan, Oil TLA	79			
4906948	Housing, Gear	11			
4921574	Seal, O Ring	81			



# Cummins Customized Parts Catalog

Cummins is pleased to announce the availability of a parts catalog compiled specifically for you. Unlike the generic versions of parts catalogs that support general high volume parts content; Cummins Customized catalogs contain only the new factory parts that were used to build your engine.

The catalog cover, as well as the content, is customized with you in mind. You can use it in your shop, at your worksite, or as a coffee table book in your RV or boat. The cover contains your name, company name, address, and telephone number. Your name and engine model identification even appears on the catalog spine. Everybody will know that Cummins created a catalog specifically for you.

This new catalog was designed to provide you with the exact information you need to order parts for your engine. This will be valuable for customers that do not have easy access to the Cummins Electronic Parts Catalog or the Cummins Parts Microfilm System.

Additional Features of the Customized Catalog include:

- Engine Configuration Data
- Table of Contents
- Separate Option and Parts Indexes
- Service Kits (when applicable)
- ReCon Part Numbers (when applicable)

## ORDERING THE CUSTOMIZED PARTS CATALOG

Ordering by Telephone:

North American customers can contact their Cummins Distributor or call Gannett Direct Marketing Services at 800-646-5609 and order by credit card. Outside North America order on-line or make an International call to Gannett at +--502-454-6660

Ordering On-Line

The Customized Parts Catalog can be ordered On-Line from the Cummins Powerstore by credit card. Contact the Powerstore at **[WWW.POWERSTORE.CUMMINS.COM](http://WWW.POWERSTORE.CUMMINS.COM)**

Contact GDMS or the CUMMINS POWERSTORE for the current price; Freight may be an additional expense.

Information we need to take your Customized Parts Catalog Order. This information drives the cover content of the CPC.

- Customer Name
- Street Address
- Company Name (optional)
- Telephone No.
- Credit Card No.
- Cummins Engine Serial Number (located on the engine data plate)

Unfortunately not all Cummins Engines can be supported by this parts catalog. Engines older than 1984 or newer than 3 months may not have the necessary parts information to compile a catalog. We will contact you if this occurs and explain why we are unable to fill your order.

Customized Parts Catalogs are produced specifically for a single customer. This means they are not returnable for a refund. If we make an error and your catalog is not useable, we will correct that error by sending you a new catalog.